



# Evesham Gate.

Cheltenham Road, Evesham, WR11 2BE

A range of 2 and 3 bedroom  
Shared Ownership homes.





River Avon, Evesham



Vale of Evesham

# Discover Evesham.

**Evesham Gate is located on the south side of the Worcestershire town of Evesham, and offers a choice of 2 and 3 bedroom Shared Ownership homes. Designed and built by Bloor Homes to meet the modern living and appeal of first time buyers, couples and families.**

Bromford Shared Ownership offers a simple, flexible approach to homeownership, making it easier than ever to own your own home in this sought-after location. You purchase the share of your dream home that suits you now and pay rent on the remaining share. When the time is right for you, you can buy more shares through a process called staircasing, increasing your ownership of the property until you own it outright.



Market Square, Evesham

The Council tax band is still to be determined. For more information visit [Wychavon District Council](#)

**You'll notice that on most of our property listings we say that a local connection to the area is needed.**

This is because the homes for sale in these areas have been built specifically to help meet the needs of local people who would struggle to get on the housing ladder any otherwise.

The local area connection criteria varies between sites, but generally it's based on:

- Being a resident (or employed within) the area for a number of years (usually between 2 to 5)
- Family connections – for example, parent, grandparent, child, grandchild or adult sibling – who have lived in the area for at least three years.

**Priority will be given to applicants who have a connection to Evesham & Wychavon district council.**

If you need any more information on Local Area Connection guidelines, please speak to one of our helpful sales consultants.

## Next steps

- Find a Bromford Shared Ownership home on our website
- Check the local area connection
- Get in touch via our website, or by calling 0800 0852 499 and we'll be happy to talk you through the next steps.
- More information at [findahome.bromford.co.uk/shared-ownership](https://findahome.bromford.co.uk/shared-ownership)

# Are you dreaming of owning your own home but think you can't afford it?

**Think again – Shared Ownership can make that dream a reality.**

Shared Ownership is a scheme that allows you to buy a share of your property, usually between 40% and 75%, and pay subsidised rent on the rest.

It's a great way to get on the property ladder and often proves to be more affordable than renting.

There are certain criteria that you need to match to be eligible for Shared Ownership. Find out more at [findahome.bromford.co.uk](http://findahome.bromford.co.uk).




# Evesham Gate

Cheltenham Road, Evesham,  
WR11 2BE








Existing development



Existing development

Emergency Access

-  **The Sinclair**  
2 bedroom house
-  **The Sorley**  
3 bedroom house
-  **The Storer**  
3 bedroom house
-  **Bromford rent**
-  **Bloor Homes**

Artist's impression drawn from architect's plans to show the relative position of individual properties. NOT TO SCALE. This is a two dimensional drawing and will not show land contours and gradients, boundary treatments, landscaping or local authority street lighting. Please contact our sales team for more information.

# The Sinclair

2 bedroom home



Computer generated artists impression only. The image shown is for illustrative purposes only. Brick and tile colour, window and door styles, elevational treatments and external landscaping may vary. Please consult our sales team.

**Bromford.**

# The Sinclair

2 bedroom home

# Bromford.

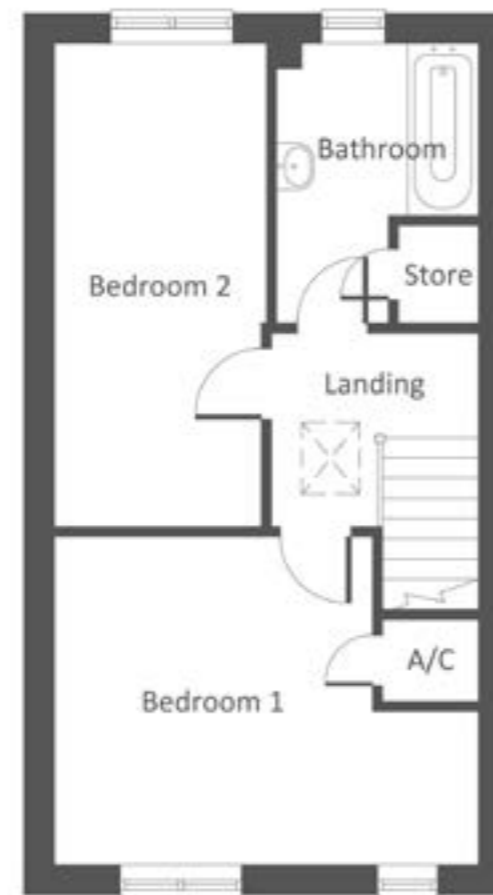
[findahome.bromford.co.uk](http://findahome.bromford.co.uk)

[sales@bromford.co.uk](mailto:sales@bromford.co.uk)

0800 0852 499



GROUND FLOOR



FIRST FLOOR

**The two-bedroom Sinclair home is perfect for first time buyers and young families looking to get on the property ladder.**

At the front of this home sits a spacious lounge that leads you through to a modern wrap around kitchen and dining area complete with access to the rear garden; perfect for entertaining family and friends on a sunny day. A downstairs cloakroom which is handy for visiting guests completes the ground floor.

Heading upstairs you will find two double bedrooms and a family bathroom with a useful storage cupboard to keep your beautiful home clutter free.

The Sinclair also comes with driveway parking for two cars and a private turfed rear garden.

Please be advised that this property is Leasehold with a 990 year lease.

Service charge is reviewed annually in line with inflation.

Room	Metres	Feet
Living Room	4.82m x 3.05m	15'10" x 10'0"
Kitchen/Dining	3.11m x 4.20m	10'6" x 13'9"
WC	1.48m x 1.05m	4'9" x 3'5"

Room	Metres	Feet
Bedroom 1	3.25m x 4.20m	10'8" x 13'9"
Bedroom 2	4.78m x 2.10m	15'8" x 6'11"
Bathroom	2.74m x 2.03m	8'11" x 6'7"

Due to the nature of construction, room sizes may vary and purchasers are advised to satisfy themselves as to their accuracy. These dimensions are not intended to be used for carpet sizes, appliance spaces or items of furniture. Please note that the windows positions may vary, please speak with our Sales Consultants for each individual plot information. For electrical, heating and kitchen specification please contact our sales team.

# The Sorley

3 bedroom home



Computer generated artists impression only. The image shown is for illustrative purposes only. Brick and tile colour, window and door styles, elevational treatments and external landscaping may vary. Please consult our sales team.

**Bromford.**

# The Sorley

3 bedroom home

# Bromford.

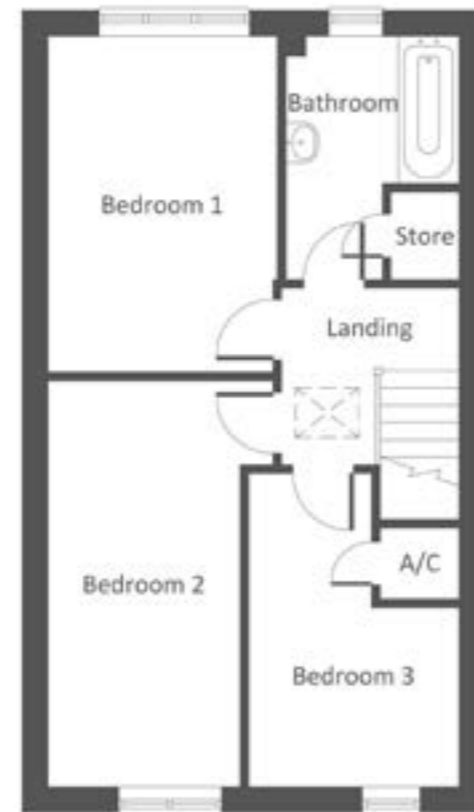
[findahome.bromford.co.uk](http://findahome.bromford.co.uk)

[sales@bromford.co.uk](mailto:sales@bromford.co.uk)

0800 0852 499



GROUND FLOOR



FIRST FLOOR

## The three bedroom Sorley is the perfect home for young families and couples looking for a little extra space.

Enter the front door into a welcoming hallway and into the bright and airy lounge providing plenty of room for the family to gather and relax. The open plan kitchen with dining area leads out into the rear garden, perfect for entertaining family and friends in the summer months. A guest cloakroom and essential under stairs storage completes the ground floor.

Upstairs features two double bedrooms, a family bathroom and a single bedroom which could alternatively be used as an office for home working if you've found yourself working remotely more often. We've also included more practical storage space so your beautiful home can stay clutter free.

The Sorley also comes with two allocated parking spaces and turfed rear garden with slabbed patio area.

### Room

### Metres

### Feet

Living Room	4.36m x 3.75m	14'4" x 12'3"
Kitchen/Dining	4.22m x 3.60m	13'10" x 11'10"
WC	1.48m x 1.08m	4'9" x 3'6"

### Room

### Metres

### Feet

Bedroom 1	3.89m x 2.65m	12'9" x 8'8"
Bedroom 2	4.69m x 2.23m	15'5" x 7'4"
Bedroom 3	3.62m x 2.449m	11'11" x 8'0"
Bathroom	2.80m x 2.03m	9'1" x 6'8"



# The Storer

3 bedroom home



Computer generated artists impression only. The image shown is for illustrative purposes only. Brick and tile colour, window and door styles, elevational treatments and external landscaping may vary. Please consult our sales team.

**Bromford.**

# The Storer

3 bedroom home

# Bromford.

[findahome.bromford.co.uk](http://findahome.bromford.co.uk)

[sales@bromford.co.uk](mailto:sales@bromford.co.uk)

0800 0852 499



GROUND FLOOR



FIRST FLOOR

If you're looking to get onto the property ladder in Worcester, The Storer 3-bedroom home at Evesham Gate could be the perfect home for you.

You enter the Storer into a welcoming hallway that leads into the lounge on one side and kitchen diner on the other. Both perfect for relaxing after a busy day. The open plan kitchen diner opens up onto a secure garden, perfect for entertaining family and friends on a sunny day. A downstairs cloakroom which is handy for visiting guests completes the ground floor.

Upstairs features two double bedrooms, a smaller third bedroom perfect for a home office and a family bathroom with a useful storage cupboard to keep your beautiful home clutter free.

The Storer also comes with driveway parking for two cars and a private slabbed and turfed rear garden.

Room	Metres	Feet
Living Room	3.67m x 4.75m	12'1" x 15'7"
Kitchen/Dining	2.84m x 4.75m	9'4" x 15'7"
WC	1.05m x 1.61m	3'5" x 5'3"
Bedroom 1	2.84m x 4.75m	9'4" x 15'7"

Room	Metres	Feet
Bedroom 2	3.67m x 2.70m	12'1" x 8'10"
Bedroom 3	3.74m x 1.97m	12'3" x 6'6"
Bathroom	2.20m x 1.95m	7'3" x 6'4"

# So what happens next?

## Step one

Find a Bromford Shared Ownership home and [make an enquiry](#).

## Step two

Check the local area connection.

## Step three

Carry out an initial affordability assessment with an independent financial advisor. You can choose one from our panel:

[Mortgage Advice Bureau](#)

## Step four

If you are successful our sales team will be in touch with you regarding your application.

## For more information

The full process is detailed on:

[findahome.bromford.co.uk/  
shared-ownership](https://findahome.bromford.co.uk/shared-ownership)



For almost 60 years we have provided customers with new and affordable homes. We want all of our customers to thrive and believe that with the right homes and someone who believes in their potential, almost anything is possible - with shared ownership helping more people than ever before to realise their dreams of owning their home.



## Want to contact us?

Shannon Way,  
Ashchurch,  
Tewkesbury,  
GL20 8ND

0800 0852 499  
[sales@bromford.co.uk](mailto:sales@bromford.co.uk)  
[findahome.bromford.co.uk](http://findahome.bromford.co.uk)



# Bromford.



Bromford abides by the Consumer Protection from Unfair Trading Regulations 2008