

Inspired Living

Clockwork Court Apartments at The Watchfactory



About us



Welcome to Clockwork Court, our Inspired Living* one and two-bedroom apartments in Prescott. These beautiful new homes are located near the original Grade II listed Watchfactory building.

Building quality homes for over eight years, we've been making new homes affordable with a range of ways to buy.

Our developments range from small cul-de-sacs to building communities like The Watchfactory. These have included The Woodlands in Halewood, Mill Croft in Kirkby, and Sycamore Green in Huyton.

We're dedicated to building affordable new homes with a high specification whilst creating thriving communities.

Livv Homes is part of Livv Housing Group.

** this is the Older Persons Shared Ownership government scheme for people over the age of 55.*

The Finches
Halewood



Mill Croft
Kirkby



Location

Heritage and home

Right on your doorstep is the fully refurbished Watchfactory, a state of the art Grade II listed building, that opened in 1889 as a factory for the Lancashire Watch Company, later becoming army barracks and then a printworks.

The building is a significant part of Prescott's local history and gives the site its unique character. It opened as an extra care scheme in 2018, and the site now includes a bistro, outdoor space and a hair salon, all of which are open to you.



A new home, in a thriving town

The Watchfactory is located to the east of Prescott and is within easy reach of the town centre which boasts a host of traders, boutiques, and places to eat.

Known for its historic buildings, Prescott was the only English town outside of London to have a purpose-built indoor playhouse in Elizabethan times. Making it the rightful home for the Shakespeare North Playhouse.

There are many popular stores at the nearby Cables Retail Park, along with a major supermarket. You're also close to one of Merseyside's top attractions, Knowsley Safari Park.

The town is conveniently located close to major road networks; it's just minutes away from the M57. The recently refurbished Prescott railway station provides transport links into Liverpool, St Helens, Wigan, and further afield. Regular bus services also run throughout the area.

Everything you need (and more) is within easy reach.

The country's cultural capital

In less than 30 minutes, you can be in the heart of Liverpool's city centre, a place bursting with historical, cultural and leisure attractions. It's a city of creative types, music lovers, culture addicts and friendly faces.

There's plenty to do in the city, with more museums and theatres than in any other English city outside the capital. It's the proud home of two Premier League football clubs and, of course, the world-famous Beatles.

The amazing waterfront location of the city means there are incredible docks to explore as well as stunning architecture such as the Royal Albert Dock, the Royal Liver Building and Liverpool Cathedral.

If you enjoy shopping, you'll be spoilt for choice with an array of shopping centres, boutique arcades, bohemian streets and farmers' markets. And if you want to leave the hustle and bustle of the city behind, you can visit open green spaces such as Sefton Park (a magnificent 200-acre, Grade I listed park) or the red squirrel reserve at Formby. Being in this well-connected county means you're never far from the coastline, including the beautiful beaches of Formby, Crosby, Ainsdale and Southport, to name a few.



Inspired Living



Inspired Living Shared Ownership*

Shared ownership means you buy a share in a new home, ranging from 10% to 75%, depending on what you can afford. We own the remaining share and you pay a reduced rent on that share.

You'll need to secure a mortgage or have the cash available for the value of the share you're purchasing. You only need a minimum of 5% of the share you're purchasing for your deposit if you're getting a mortgage.

You qualify for Inspired Living if:

- you're over 55 and your household earns £80,000 a year or less
- you're a first-time buyer or existing shared owner moving to another shared ownership home
- or you've previously owned your own home but need support to buy one now (this could be financially or due to current needs)
- the household income is sufficient to cover the mortgage (if applicable), rent, utility bills etc, alongside a minimum agreed disposable income
- the shared ownership property you've chosen is affordable and sustainable for you.

** this is the Older Persons Shared Ownership Government scheme for people over the age of 55.*


Buying more shares

You can buy more shares as and when you're ready. The more shares you buy the less you'll pay in rent. With Inspired Living you can own up to 75% of your home and when you reach 75% you won't pay rent on the remaining share.

The cost of extra shares will depend on the current market value of your home at the time you wish to buy them.



The Apartments



The Hourglass

1 bedroom apartment

Dimensions

- Kitchen
2.85m x 2.31m
9'4" x 7'7"
- Living/dining room*
5.52m x 3.65m
18'1" x 11'11"
- Bedroom*
3.81m x 3.65m
12'6" x 11'11"
- Bathroom
1.79m x 2.31m
5'10" x 7'7"




* measurements are to the widest point.

The Sundial

2 bedroom apartment

Dimensions

- Living/kitchen/dining
4.64m x 6.06m
15'2" x 19'10"
- Bedroom 1
2.95m x 3.47m
9'8" x 11'4"
- Bedroom 2
2.48m x 3.47m
8'1" x 11'4"
- Bathroom
1.83m x 2.48m
6' x 8'1"



The Lunar

2 bedroom apartment

Dimensions

Living/kitchen/dining

4.64m x 6.06m

15'2" x 19'10"

Bedroom 1

2.93m x 3.47m

9'7" x 11'4"

Bedroom 2


2.48m x 3.47m

8'1" x 11'4"

Bathroom

1.81m x 2.48m

5'11" x 8'1"



The Solar

2 bedroom apartment

Dimensions

Living/kitchen/dining

5.16m x 5.96m

16'11" x 19'7"

Bedroom 1

3.11m x 3.42m

10'2" x 11'2"

Bedroom 2


2.52m x 3.42m

8'3" x 11'2"

Bathroom

1.94m x 2.54m

6'4" x 8'4"



The Quartz

2 bedroom apartment

Dimensions

Living/kitchen/dining

4.51m x 5.96m

14'9" x 19'7"

Bedroom 1

2.92m x 3.47m

9'7" x 11'4"

Bedroom 2

2.43m x 3.47m

7'11" x 11'4"

Bathroom

1.80m x 2.49m

5'10" x 8'2"

Balcony

1.24m x 5.96m

4'1" x 19'7"



The Aviator

2 bedroom apartment

Dimensions

Living/kitchen/dining

4.51m x 5.96m

14'9" x 19'7"

Bedroom 1

2.92m x 3.47m

9'7" x 11'4"

Bedroom 2

2.43m x 3.47m

7'11" x 11'4"

Bathroom

1.80m x 2.49m

5'10" x 8'2"


Balcony

1.52m x 6.56m

5' x 21'6"









Floor plans



Ground floor



Key

- | | |
|---|---|
|  The Sundial |  The Lunar |
|  The Quartz |  The Solar |
|  The Hourglass |  The Aviator |

** these plots don't have a juliet balcony.*

First floor



- Key**
- The Sundial
 - The Quartz
 - The Hourglass
 - The Lunar
 - The Solar
 - The Aviator

Second floor



- Key**
- The Sundial
 - The Quartz
 - The Hourglass
 - The Lunar
 - The Solar
 - The Aviator

Specification

Kitchens

- Symphony fully fitted kitchen units in a range of colours
- upstands to worktops
- integrated fridge/freezer
- stainless steel 1.5 bowl inset sink
- chrome mixer taps
- single electric oven with electric hob and stainless steel splashback
- stainless steel chimney hood
- soft close hinges and drawers
- under-cabinet lighting.

Bathroom

- white bathroom suite
- shower with glass screen
- white washbasin with chrome mixer tap
- porcelanosa tiles with full height around shower cubicle.

External finishings

- grey UPVC double-glazed windows (white internally)
- black soffits, fascias and drainpipes.

Joinery

- white internal woodwork
- white internal doors with chrome door furniture.

General

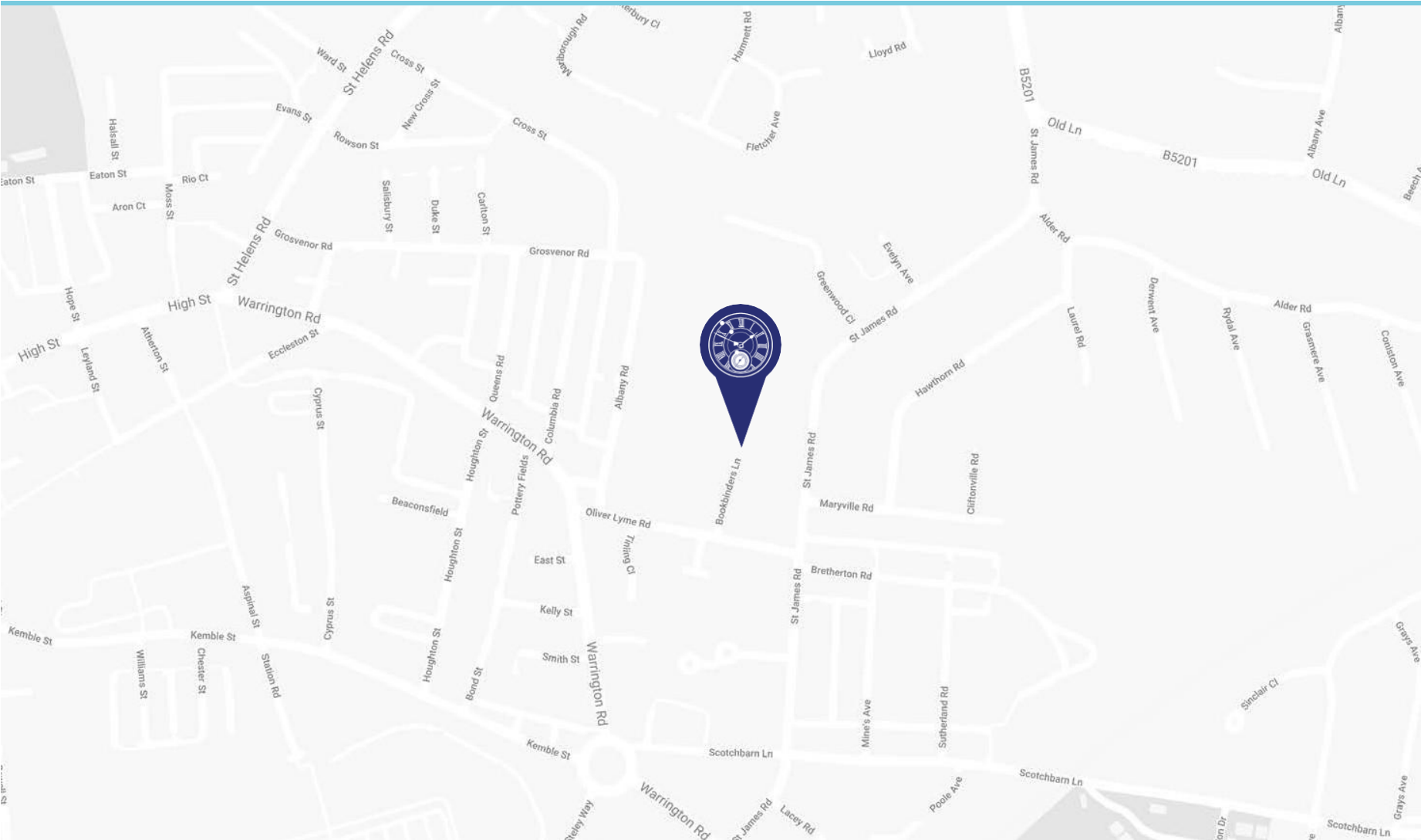
- brushed chrome sockets and switch plates
- energy-efficient lighting
- almond white matt emulsion to all walls and ceilings
- television point provided in master bedroom and living room
- Virgin media outlet in living room
- USB charging socket in all bedrooms
- 10-year NHBC building warranty
- mains-wired smoke detectors
- CO₂ battery alarm
- down lights throughout
- heating interface unit to control central heating and provide instant hot water
- secure door entry system
- video entry system
- fire doors
- communal bins
- bicycle and mobility scooter storage.



Area map



The Watchfactory






Computer generated images and floor plans are for illustrative purposes only. They depict a typical layout and the style of the individual plot, and do not form part of a contract or warranty. All dimensions are approximate and you should undertake your own measurements before ordering flooring, furniture, fixtures and fittings.

Features and finishes may vary from plot to plot. For exact plot sizes and specification please contact our sales team.

**Contact our team for
more information today**

 **0161 524 7111**

 sales@lwcl.co.uk

Live
homes