

Welcome to

Blaise Park

Mitchell Way
Abingdon
Oxfordshire
OX13 6GJ

Brand New
8
1 & 2 Bedroom Homes

Hello

Own Your Home with PPHA.
Park Properties Housing Association
(PPHA) is proud to offer these
beautifully designed Shared
Ownership homes.

How It Works

Shared Ownership helps make owning
a home possible for more people.

With this scheme, you start by
purchasing a share of your home,
requiring a smaller deposit and
mortgage, while paying an affordable
monthly rent on the remaining share.

Over time, you can increase
your ownership share as your
circumstances allow, and sell your
share whenever you're ready
to move on.

Making It Easy

At PPHA, we're here to make buying
your Shared Ownership home simple
and straightforward. Our team will
help you understand the costs and
determine what's affordable for you.
If you choose to proceed, we'll be
available to guide you every step
of the way and answer any questions.



Get in Touch

+44 (0)161 820 6559
info@ppha.uk

Take the first step toward owning your home



Blaise Park

Contents

On your doorstep	- 4
Whats Around	- 5
Great Days Out	- 6
Development Overview	- 7
Finding Us	- 8
What's Included	- 9
General Specification	- 10
Floor Plans	- 11
Shared Ownership	- 13
Getting in Touch	- 14

PPHA is proud to introduce a select development of 4 houses and 4 maisonettes at Blaise Park, Didcot, all available through Shared Ownership.

Close to the market town of Abingdon, you'll find several shops and restaurants, as well as green spaces for a peaceful walk or an energetic run.

With Oxford just 11 miles away, you'll find the convenience of the city and all its amenities just a stones throw from your front door.

On your doorstep



Abingdon offers a charming and relaxed lifestyle, combining the convenience of a lively town centre with tranquil residential neighborhoods. The town boasts a close-knit community, supported by local shops, schools, and amenities that make everyday life easy and welcoming. With its riverside walks, historic landmarks, and cultural attractions nearby, Abingdon

is perfect for those looking for a vibrant yet well-connected place to call home. Excellent transport links to Oxford and surrounding areas also make it an ideal choice for commuters and families alike.

Nearest Transport Links

Road
A34
M4, M40

Train
Radley Station
Didcot Parkway

Plane
London Heathrow
Airport

Great Days Out



Reading

Reading is a lively and thriving town in the heart of Berkshire, known for its rich history, riverside walks along the Thames, and a bustling mix of shopping, dining, and cultural attractions, offering an engaging blend of heritage and modern town life.



Oxford

Oxford, the historic city of dreaming spires, is renowned for its world-famous university, stunning architecture, and charming cobbled streets. A thriving cultural hub, it offers independent shops, artisan markets, theatres, and a wealth of museums.



Swindon

Swindon is a thriving town in Wiltshire, known for its railway heritage, lively shopping and leisure scene, and excellent transport links, offering a balanced mix of modern amenities, culture, and green spaces.



All travel times are approximate and will vary according to route(s) taken.



London

London is a vibrant and cosmopolitan city, famed for its iconic landmarks, rich history, world-class culture, and diverse dining and shopping scene, offering a dynamic blend of heritage and modern city life.



Development Overview



Blaise Park offers a collection of modern 2 bedroom houses and 1 bedroom maisonettes, crafted to a high specification with contemporary fittings. Many feature bright, open-plan layouts that create a light and airy atmosphere, along with private gardens perfect for relaxing, entertaining, and enjoying outdoor time with family and friends.

Located on the edge of Abingdon, the development benefits from a peaceful setting while remaining close to local amenities, including shops, cafés, and schools. Nearby riverside walks and countryside provide plenty of outdoor space for leisure, while excellent road links via the A34 and easy access to Oxford and Didcot, along with nearby train stations, make commuting straightforward and convenient.

Modern & energy efficient

These homes are built to reduce energy use and lower your bills.

Peaceful location

Quiet atmosphere with town convenience nearby.

Employment opportunities

Allocated commercial land intended to attract businesses, boosting the local economy.

Excellent connectivity

Easy access to the A34 connecting to Oxford, Didcot, and the wider region.

Access to countryside and green space

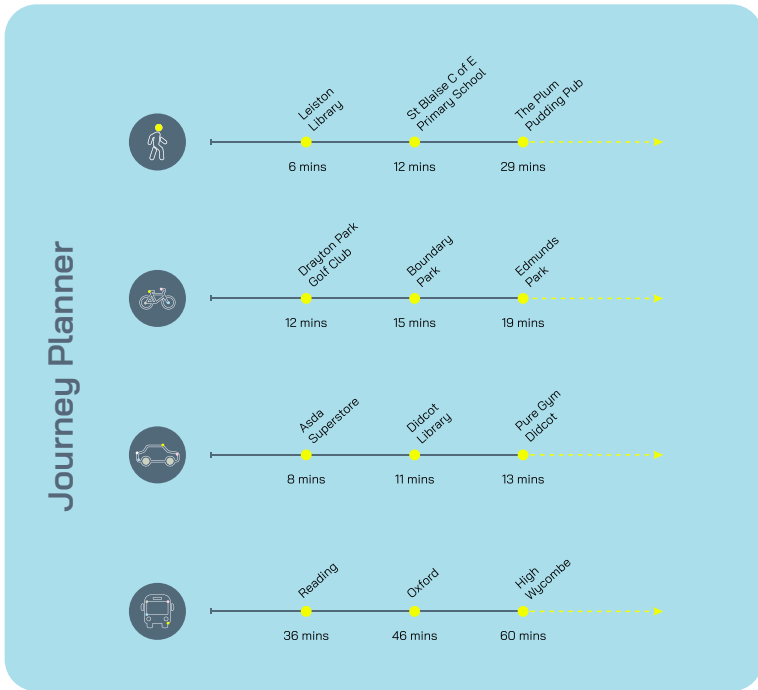
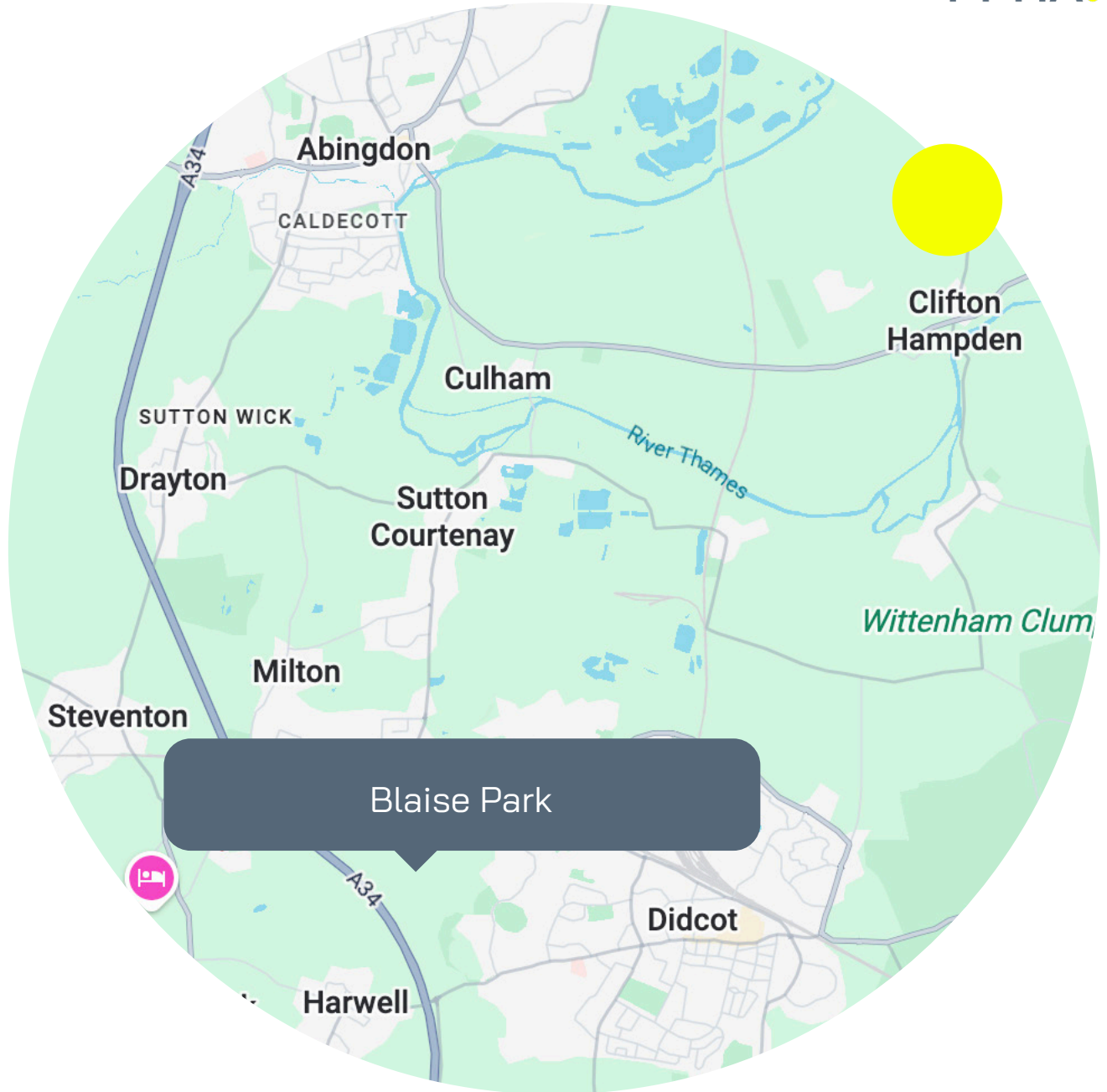
Close to scenic walking areas such as, ideal for outdoor activities and relaxation.

Lifestyle balance

Close to local shops, cafés, pubs, and independent restaurants.

Finding Us

Shops, schools, cafés, pubs, restaurants, and all everyday essentials are close at hand, with Abingdon town centre just a short drive away. The area enjoys excellent road connections via the A34, while nearby train stations provide easy rail links to Oxford, London, and beyond. Beautiful countryside, riverside walks, and nearby villages are all within easy reach, offering a perfect balance of town and country living.



All travel times are approximate and will vary according to route(s) taken.

What's Included

Kitchen

- Modern Woodbury Cashmere cabinets and Vista Carcass worktop
- Stainless steel single bowl sink with accompanying chrome lever tap
- Integrated oven & hob with hood above
- Laminate back stand and stainless-steel splashback behind hob
- Removable unit for a dishwasher (where practical)

Bathroom & En Suites

- Modern sanitaryware
- Shower over bath with shower screen
- 300mm high tile splashback to basin wall.
- Full height tiling around bath

Wall & Floor Finishes

- Gloss White finished woodwork
- Internal walls painted Matt White
- Ceilings finished in Matt White
- Vinyl to kitchens and bathrooms
- Twist Apollo Plus carpets throughout
- Satin or Polished Chrome door furniture
- 2 panel internal doors in gloss white

Heating, Electrical & Lighting

- Houses benefit from Valliant Air Source Heat Pumps with hot water storage
- Maisonettes benefit from electric panel heating – Myson & electric hot water cylinder with Valliant Air Source Heat Pumps

All homes benefit from:

- Myson Premier round top radiators
- Energy efficient PVC-U white windows
- Pendant fitting lights
- 4nr LED track fitting lights in the kitchen

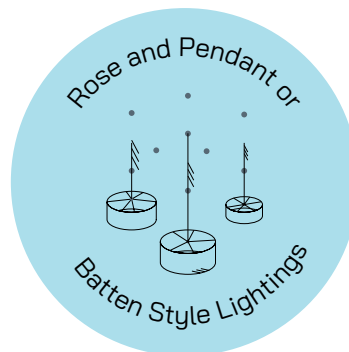
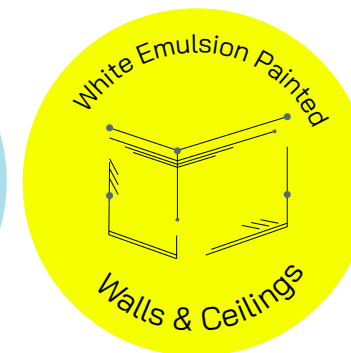
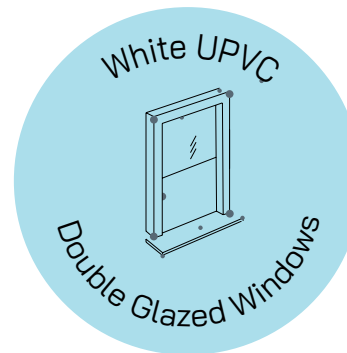


Images for illustrative purposes only and may not be to exact specification of properties.

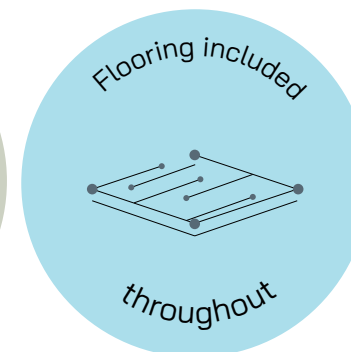
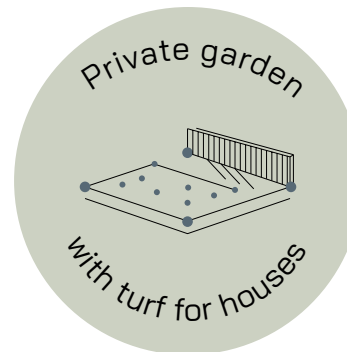
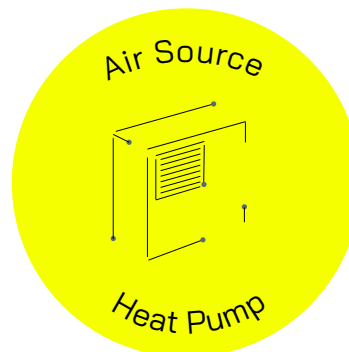
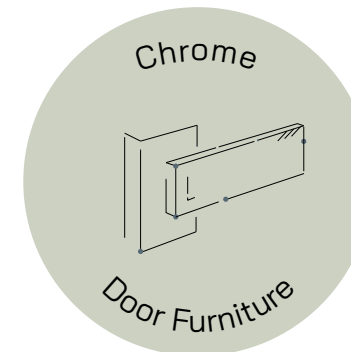
General Specification

Every PPHA - Blaise Park home is made to the highest standard.

Specifications stated in this brochure are for guidance only. These particulars do not constitute any part of an offer or contract and are subject to change.



**ALL
Included**



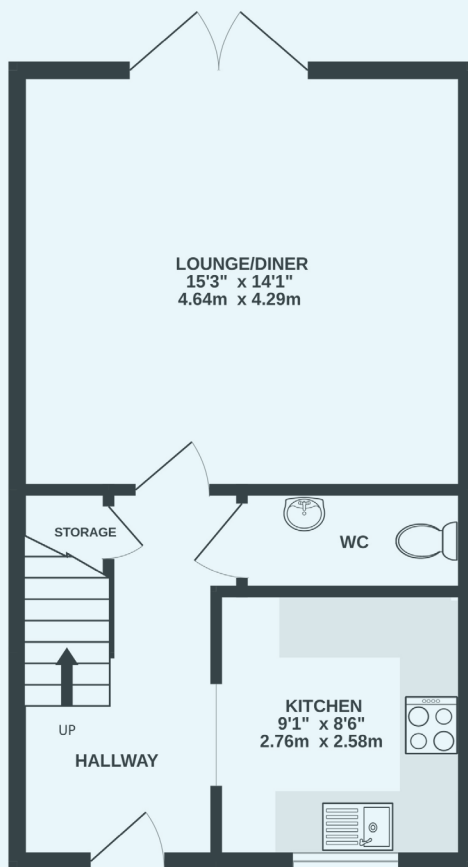
The Tavy

Mid & End terrace

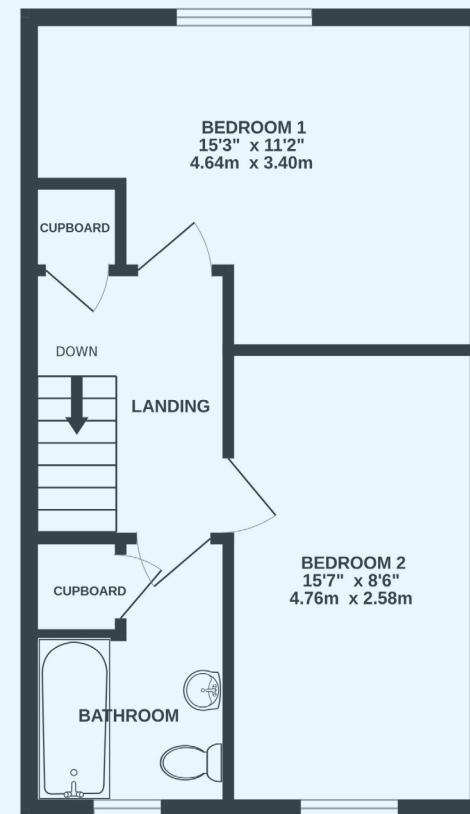
Parking
Turfed Garden

This attractive home offers a practical yet welcoming layout, ideal for modern living. Downstairs, the front-facing kitchen benefits from plenty of natural light, complemented by a WC and useful under-stairs storage. The spacious living and dining area spans the rear of the property and opens directly onto the garden, creating a seamless indoor-outdoor space.

Upstairs are two well-proportioned bedrooms and a modern family bathroom, with additional built-in storage cupboards on the landing and in the bathroom, providing practical space for coats and household items.



Living & Dining
Kitchen
Downstairs Toilet



2 Bedrooms
1 Bathroom

All floor plans in this brochure are for general guidance only. All room dimensions are subject to a plus/minus 5% tolerance. Measurements are taken from plans representing the largest cross-section of each room - the actual build may vary. Any dimensions shown are not intended to be used for carpet sizes, appliances, spaces or items of furniture. These particulars do not constitute any part of an offer or contract with regard to the specifications.

Shared Ownership

With Shared Ownership, you can buy a home in your own way – starting with a share that’s right for you – between 25% and 75%. You can choose to buy more later, when it suits your income. Starting with a share means your deposit and monthly mortgage payments are smaller than if you bought your home outright.

In addition to any mortgage, there are two other main monthly payments for a Shared Ownership property:

1. Rent – this is paid on the share of your home that PPHA owns.

2. Service charge – this contributes to the maintenance and management of the building, building insurance and communal areas/estate charges.


You will also need to pay the usual household costs, such as utility bills, council tax, and contents insurance. In the future you can buy more of your home, and even own 100%. The more you own, the less rent you’ll pay. You can sell your share at any time if you decide to move on.

Staircasing - Increasing Your Share

Over time, you can choose to buy more of your home, and this is called staircasing. You can do this in stages that suit your finances. You can purchase additional shares gradually or all at once. As your ownership grows, the amount of rent you pay to PPHA will reduce, and you may eventually decide to own your home outright.

Resale - Selling Your Shared Ownership Home

If you decide to move on, you can sell your share whenever it’s right for you. Your home will be valued to confirm the price of your share, and any potential buyer will need to meet the Shared Ownership criteria. Once a suitable buyer is found and approved, the sale continues just like any other property sale.



Example of purchasing a property valued at £200,000

- 1 Your 40% share of the property would be worth £80,000 so you’d need a 5% deposit of £4,000
- 2 A mortgage lender could loan you the remaining £76,000 to make up the full value of your 40% share
- 3 You will then pay subsidised rent to PPHA on the remaining 60% of the property you don’t own

Get in Touch

enquiries@sown.co.uk
02380 820121

Take the first step toward owning your home

PPHA.

Blaise Park

Find Us Here

Blaise Park
Mitchell Way
Abingdon
Oxfordshire
OX13 6GJ

Take the first step toward owning your home

PPHA. Park Properties
Housing Association

The property is sold off-plan. Images, computer-generated visuals and virtually dressed images are for illustrative purposes only and may include finishes, fittings, layouts or appliances that are not included in the sale. No specification is fixed or agreed at exchange of contracts and the design and specification may change at any time up to build completion. All details are indicative and purchasers must rely on the contract terms agreed at exchange. Images used for illustrative purposes only. Copyright remains with the respective owners. No ownership is claimed.