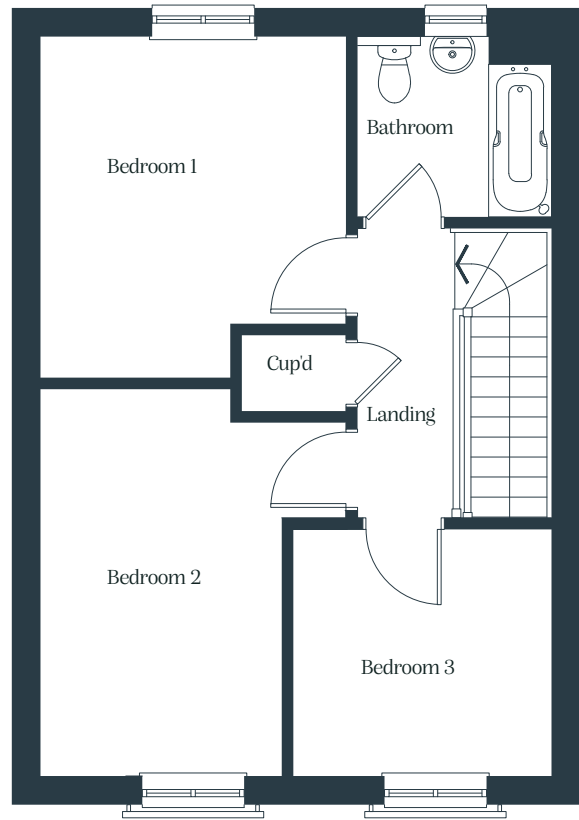
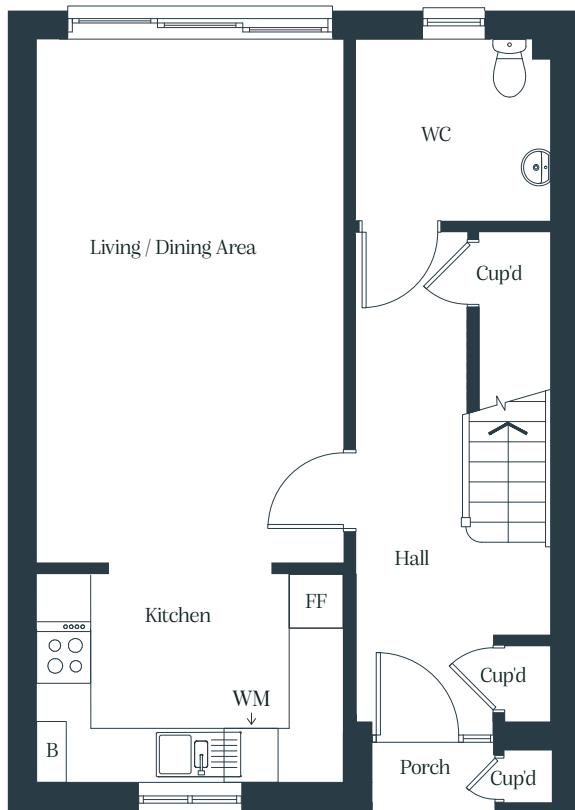




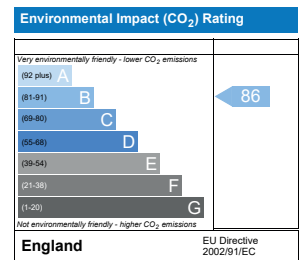
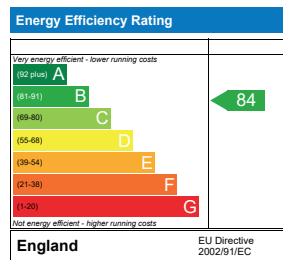
ASHVINE PARK CANTERBURY

Three bedroom house

1 GIPPS AVENUE, THANINGTON, CANTERBURY, KENT



Total Internal Area	93 sq m
Kitchen	3.4m x 2.3m
Living / Dining area	3.4m x 5.7m
Bedroom 1	3.4m x 3.7m
Bedroom 2	2.6m x 4.3m
Bedroom 3	2.8m x 2.7m



Cup'd = Cupboard, WC = Water Closet, B = Boiler, FF = Fridge Freezer, WM = Washing Machine

Floor plans shown are indicative only. All room sizes are approximate with maximum dimensions of finished items of furniture. Room layouts may be subject to minor modifications. Furniture, kitchen and bathroom layouts shown are indicative only*. Measurement at widest point.

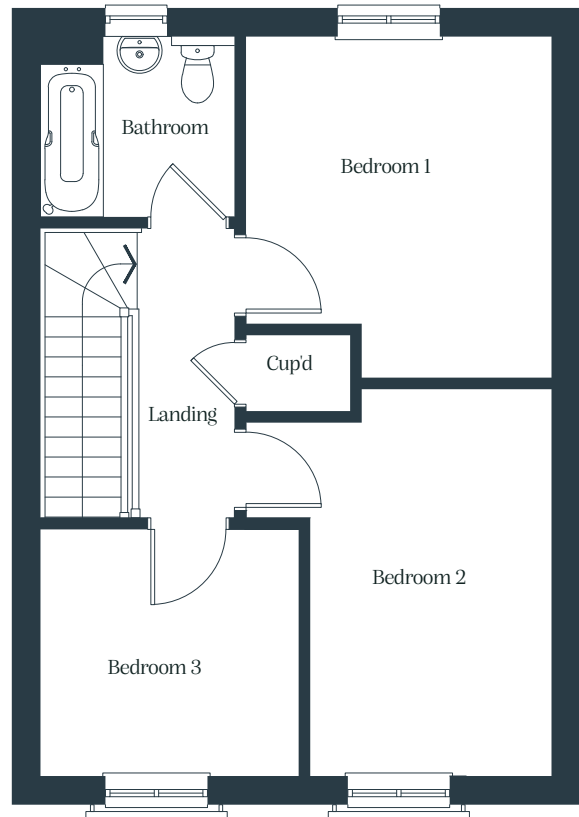
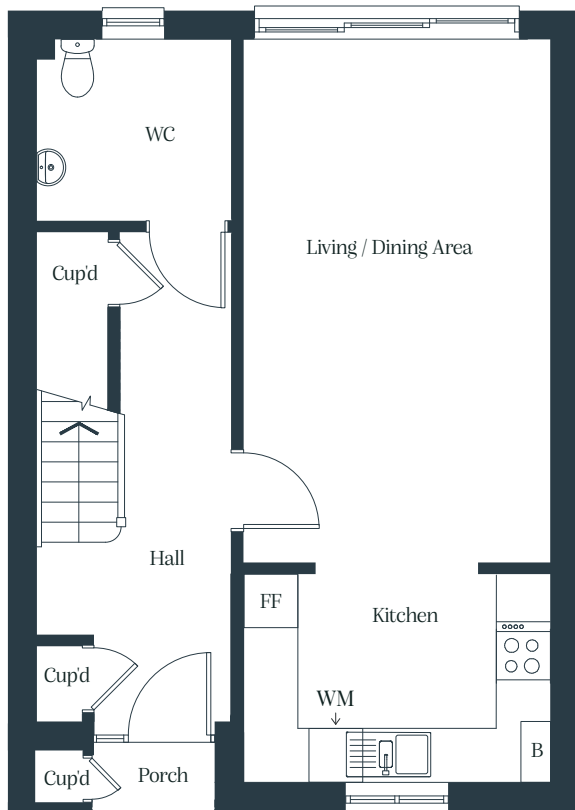
Parking under FOG is for private sale use.



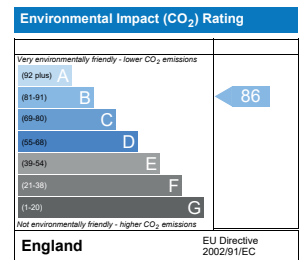
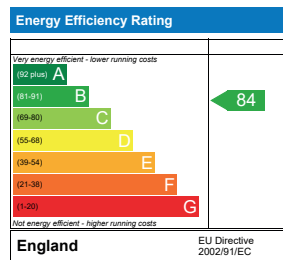
ASHVINE PARK CANTERBURY

Three bedroom house

3 GIPPS AVENUE, THANINGTON, CANTERBURY, KENT



Total Internal Area	93 sq m
Kitchen	3.4m x 2.3m
Living / Dining area	3.4m x 5.7m
Bedroom 1	3.4m x 3.7m
Bedroom 2	2.6m x 4.3m
Bedroom 3	2.8m x 2.7m



Cup'd = Cupboard, WC = Water Closet, B = Boiler, FF = Fridge Freezer, WM = Washing Machine

Floor plans shown are indicative only. All room sizes are approximate with maximum dimensions of finished items of furniture. Room layouts may be subject to minor modifications. Furniture, kitchen and bathroom layouts shown are indicative only*. Measurement at widest point.

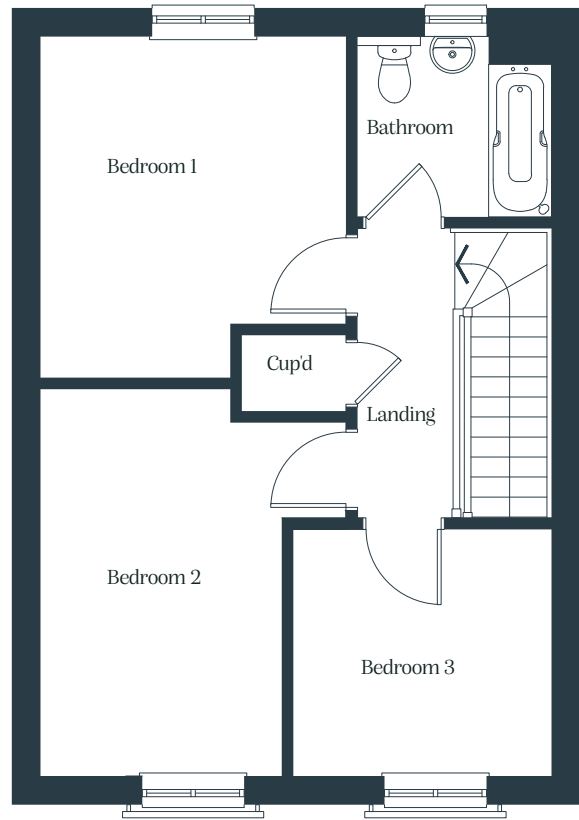
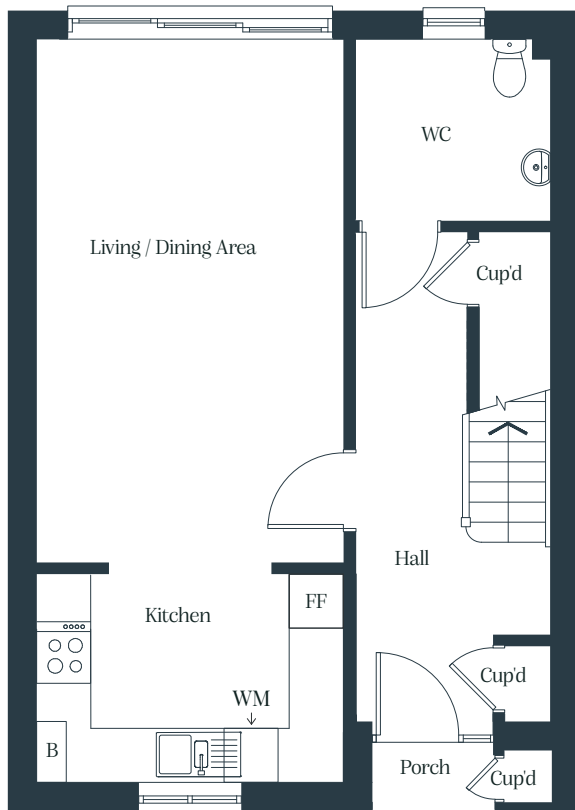
Parking under FOG is for private sale use.



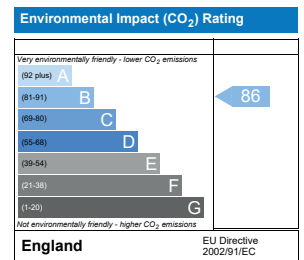
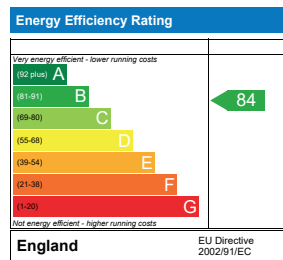
ASHVINE PARK CANTERBURY

Three bedroom house

5 GIPPS AVENUE, THANINGTON, CANTERBURY, KENT



Total Internal Area	93 sq m
Kitchen	3.4m x 2.3m
Living / Dining area	3.4m x 5.7m
Bedroom 1	3.4m x 3.7m
Bedroom 2	2.6m x 4.3m
Bedroom 3	2.8m x 2.7m



Cup'd = Cupboard, WC = Water Closet, B = Boiler, FF = Fridge Freezer, WM = Washing Machine

Floor plans shown are indicative only. All room sizes are approximate with maximum dimensions of finished items of furniture. Room layouts may be subject to minor modifications. Furniture, kitchen and bathroom layouts shown are indicative only*. Measurement at widest point.

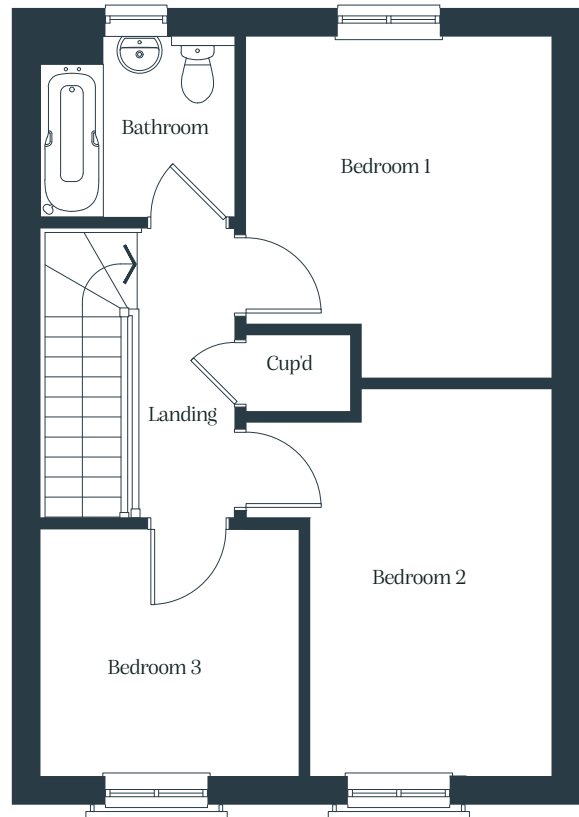
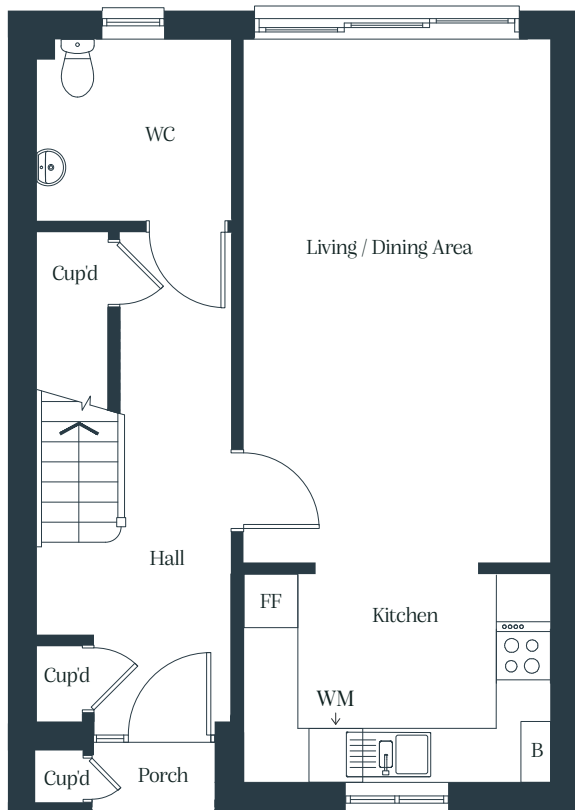
Parking under FOG is for private sale use.



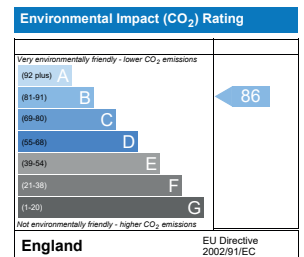
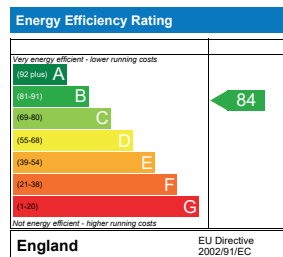
ASHVINE PARK CANTERBURY

Three bedroom house

7 GIPPS AVENUE, THANINGTON, CANTERBURY, KENT



Total Internal Area	93 sq m
Kitchen	3.4m x 2.3m
Living / Dining area	3.4m x 5.7m
Bedroom 1	3.4m x 3.7m
Bedroom 2	2.6m x 4.3m
Bedroom 3	2.8m x 2.7m



Cup'd = Cupboard, WC = Water Closet, B = Boiler, FF = Fridge Freezer, WM = Washing Machine

Floor plans shown are indicative only. All room sizes are approximate with maximum dimensions of finished items of furniture. Room layouts may be subject to minor modifications. Furniture, kitchen and bathroom layouts shown are indicative only*. Measurement at widest point.

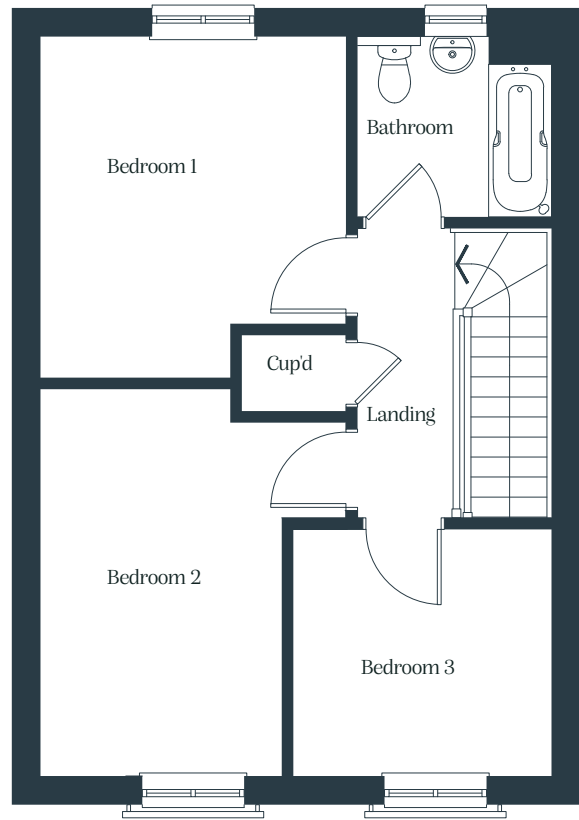
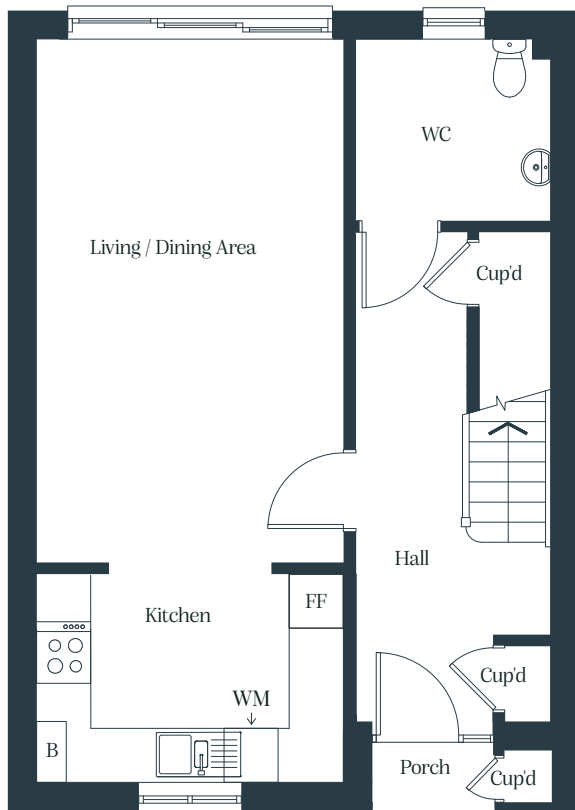
Parking under FOG is for private sale use.



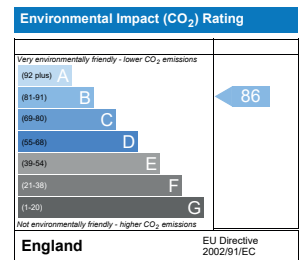
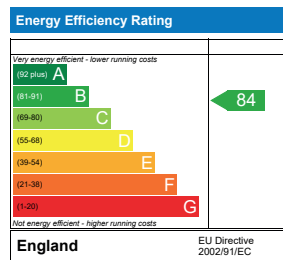
ASHVINE PARK CANTERBURY

Three bedroom house

9 GIPPS AVENUE, THANINGTON, CANTERBURY, KENT



Total Internal Area	93 sq m
Kitchen	3.4m x 2.3m
Living / Dining area	3.4m x 5.7m
Bedroom 1	3.4m x 3.7m
Bedroom 2	2.6m x 4.3m
Bedroom 3	2.8m x 2.7m



Cup'd = Cupboard, WC = Water Closet, B = Boiler, FF = Fridge Freezer, WM = Washing Machine

Floor plans shown are indicative only. All room sizes are approximate with maximum dimensions of finished items of furniture. Room layouts may be subject to minor modifications. Furniture, kitchen and bathroom layouts shown are indicative only*. Measurement at widest point.

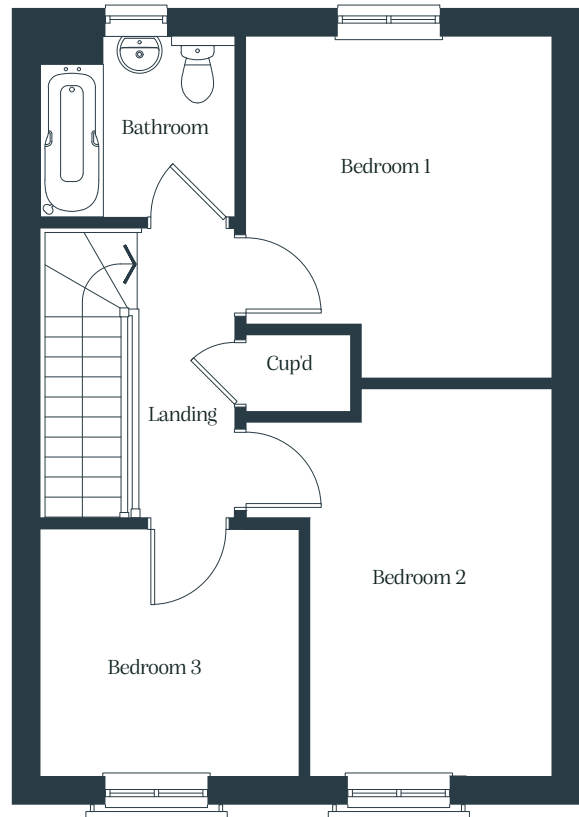
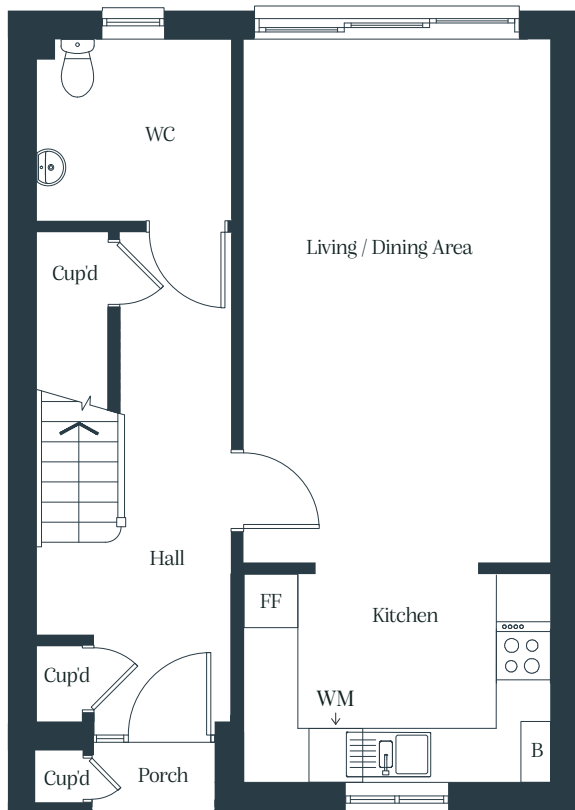
Parking under FOG is for private sale use.



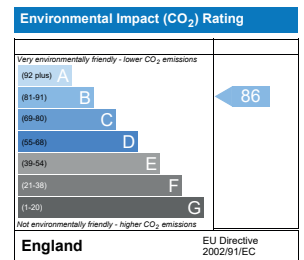
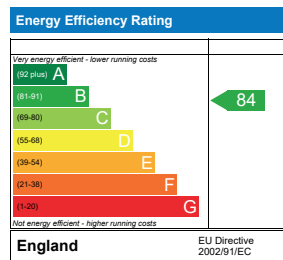
ASHVINE PARK CANTERBURY

Three bedroom house

11 GIPPS AVENUE, THANINGTON, CANTERBURY, KENT



Total Internal Area	93 sq m
Kitchen	3.4m x 2.3m
Living / Dining area	3.4m x 5.7m
Bedroom 1	3.4m x 3.7m
Bedroom 2	2.6m x 4.3m
Bedroom 3	2.8m x 2.7m



Cup'd = Cupboard, WC = Water Closet, B = Boiler, FF = Fridge Freezer, WM = Washing Machine

Floor plans shown are indicative only. All room sizes are approximate with maximum dimensions of finished items of furniture. Room layouts may be subject to minor modifications. Furniture, kitchen and bathroom layouts shown are indicative only*. Measurement at widest point.

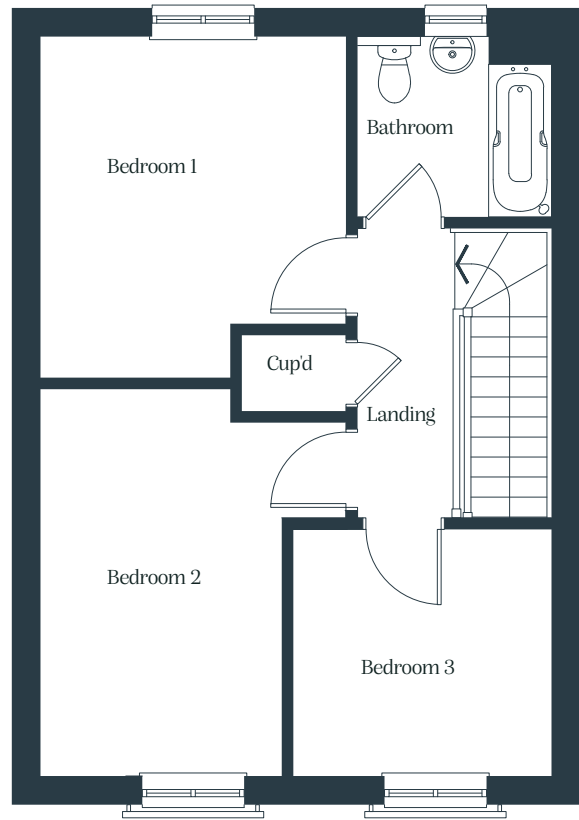
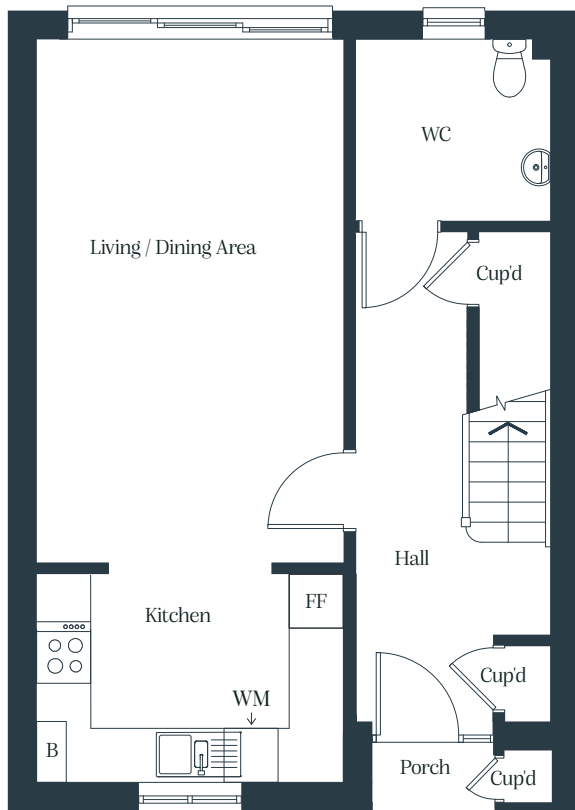
Parking under FOG is for private sale use.



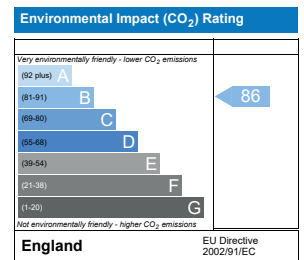
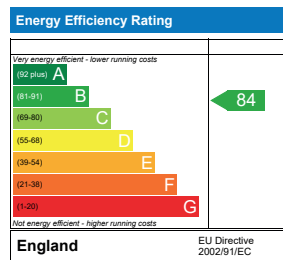
ASHVINE PARK CANTERBURY

Three bedroom house

13 GIPPS AVENUE, THANINGTON, CANTERBURY, KENT



Total Internal Area	93 sq m
Kitchen	3.4m x 2.3m
Living / Dining area	3.4m x 5.7m
Bedroom 1	3.4m x 3.7m
Bedroom 2	2.6m x 4.3m
Bedroom 3	2.8m x 2.7m



Cup'd = Cupboard, WC = Water Closet, B = Boiler, FF = Fridge Freezer, WM = Washing Machine

Floor plans shown are indicative only. All room sizes are approximate with maximum dimensions of finished items of furniture. Room layouts may be subject to minor modifications. Furniture, kitchen and bathroom layouts shown are indicative only*. Measurement at widest point.

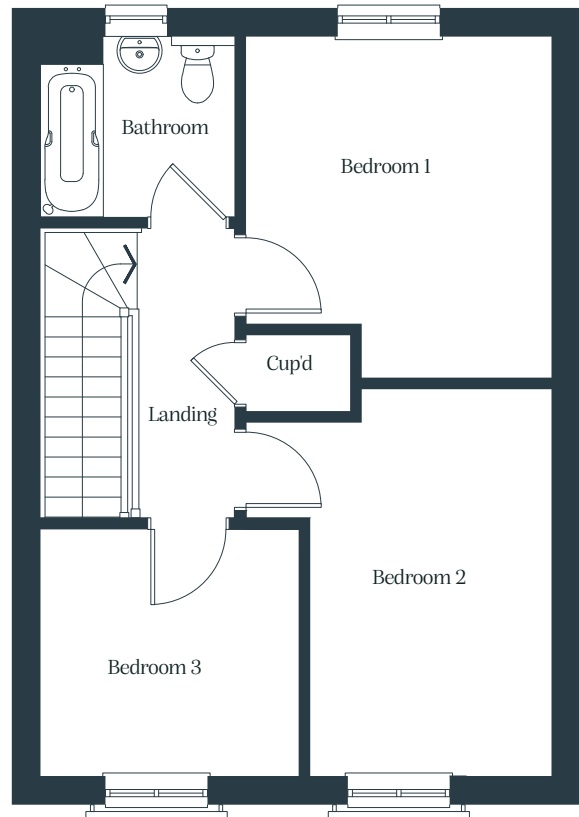
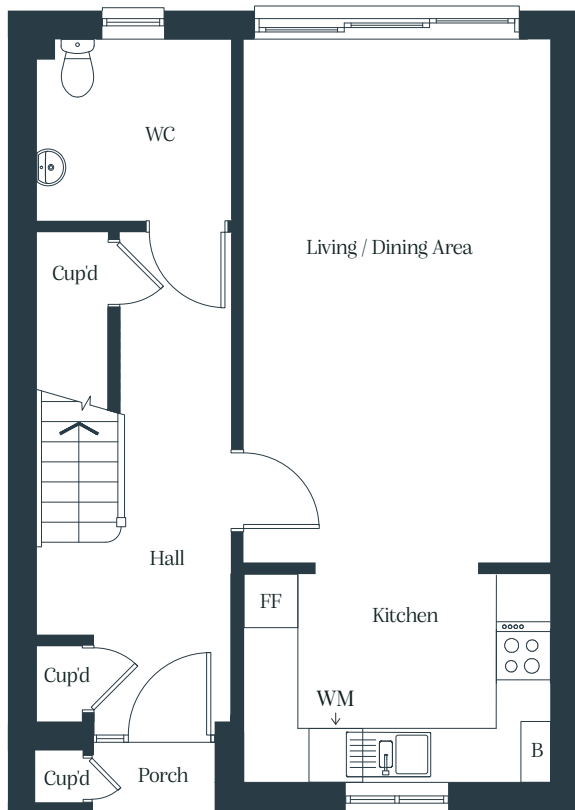
Parking under FOG is for private sale use.



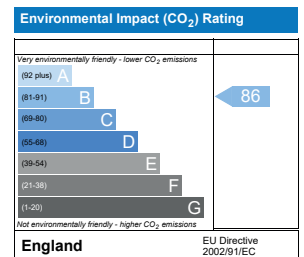
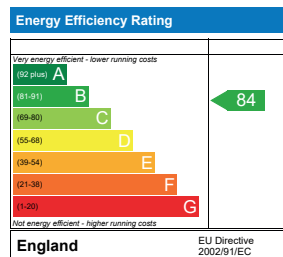
ASHVINE PARK CANTERBURY

Three bedroom house

15 GIPPS AVENUE, THANINGTON, CANTERBURY, KENT



Total Internal Area	93 sq m
Kitchen	3.4m x 2.3m
Living / Dining area	3.4m x 5.7m
Bedroom 1	3.4m x 3.7m
Bedroom 2	2.6m x 4.3m
Bedroom 3	2.8m x 2.7m



Cup'd = Cupboard, WC = Water Closet, B = Boiler, FF = Fridge Freezer, WM = Washing Machine

Floor plans shown are indicative only. All room sizes are approximate with maximum dimensions of finished items of furniture. Room layouts may be subject to minor modifications. Furniture, kitchen and bathroom layouts shown are indicative only*. Measurement at widest point.

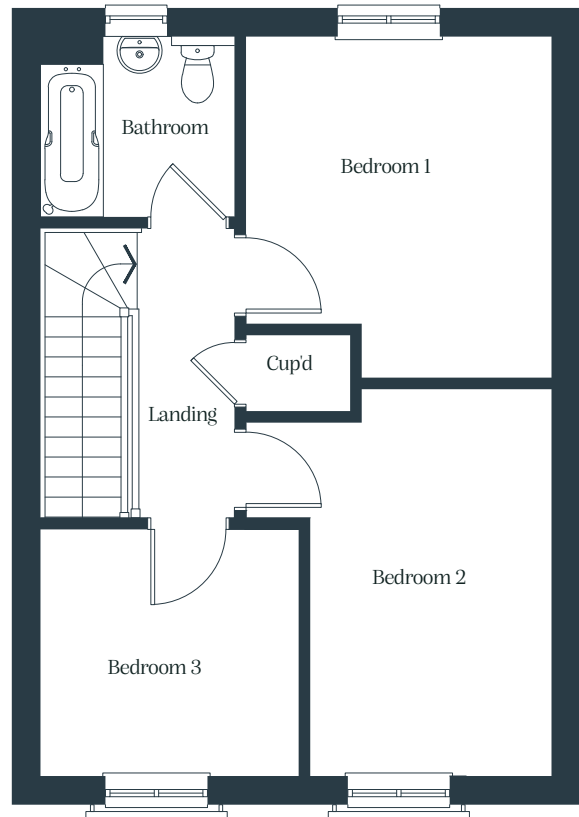
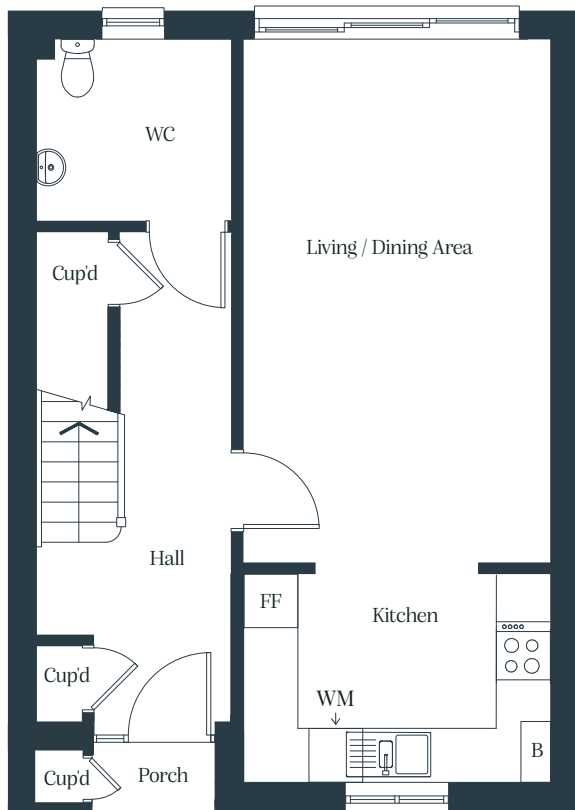
Parking under FOG is for private sale use.



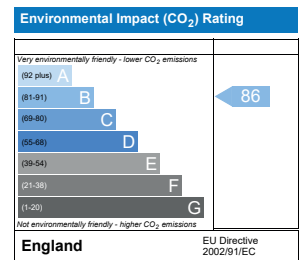
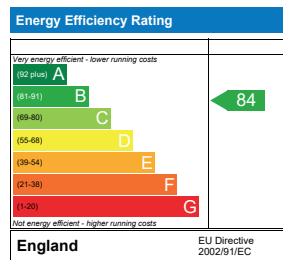
ASHVINE PARK CANTERBURY

Three bedroom house

18 GIPPS AVENUE, THANINGTON, CANTERBURY, KENT



Total Internal Area	93 sq m
Kitchen	3.4m x 2.3m
Living / Dining area	3.4m x 5.7m
Bedroom 1	3.4m x 3.7m
Bedroom 2	2.6m x 4.3m
Bedroom 3	2.8m x 2.7m



Cup'd = Cupboard, WC = Water Closet, B = Boiler, FF = Fridge Freezer, WM = Washing Machine

Floor plans shown are indicative only. All room sizes are approximate with maximum dimensions of finished items of furniture. Room layouts may be subject to minor modifications. Furniture, kitchen and bathroom layouts shown are indicative only*. Measurement at widest point.

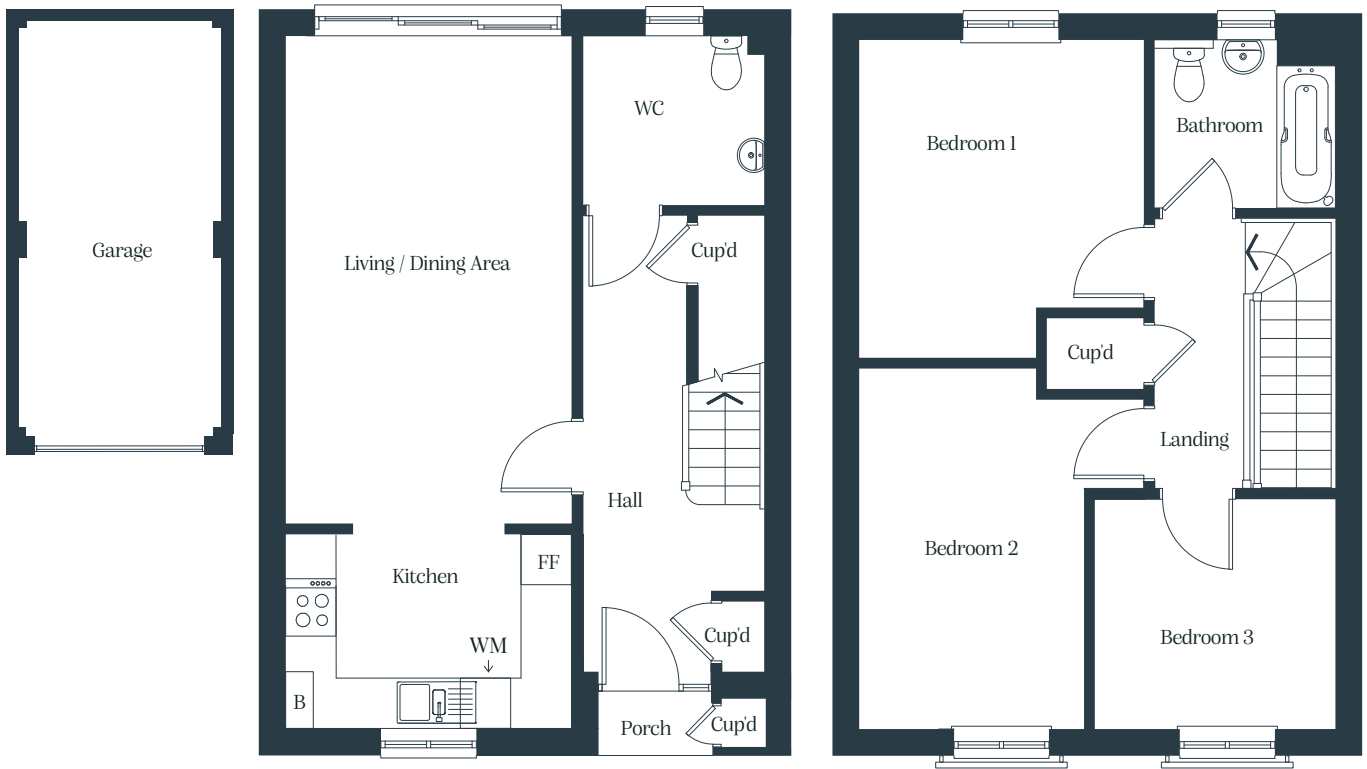
Parking under FOG is for private sale use.



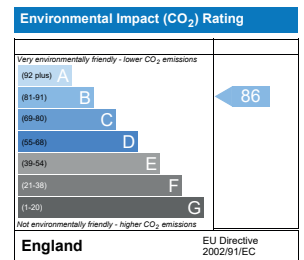
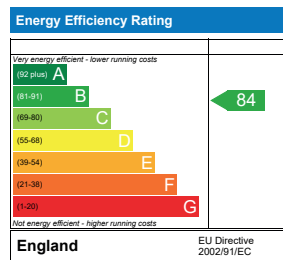
ASHVINE PARK CANTERBURY

Three bedroom house

20 GIPPS AVENUE, THANINGTON, CANTERBURY, KENT



Total Internal Area	93 sq m
Kitchen	3.4m x 2.3m
Living / Dining area	3.4m x 5.7m
Bedroom 1	3.4m x 3.7m
Bedroom 2	2.6m x 4.3m
Bedroom 3	2.8m x 2.7m



Cup'd = Cupboard, WC = Water Closet, B = Boiler, FF = Fridge Freezer, WM = Washing Machine

Floor plans shown are indicative only. All room sizes are approximate with maximum dimensions of finished items of furniture. Room layouts may be subject to minor modifications. Furniture, kitchen and bathroom layouts shown are indicative only*. Measurement at widest point.

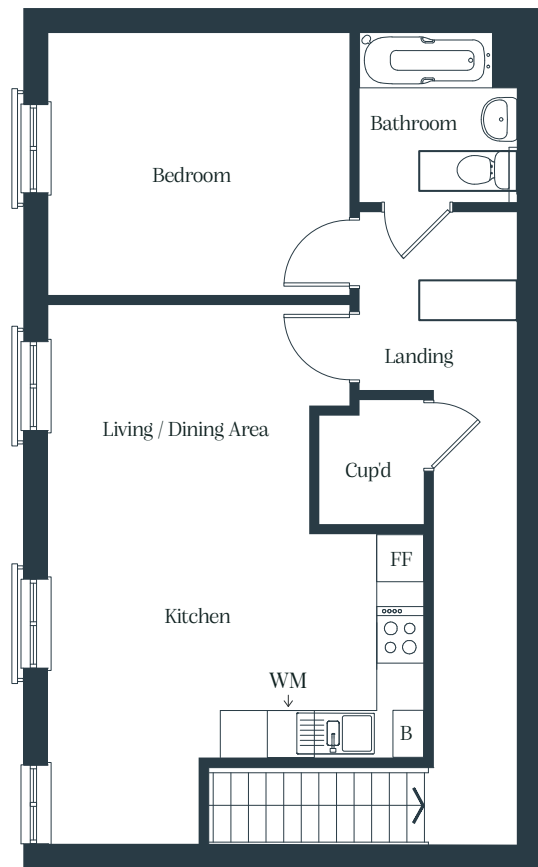
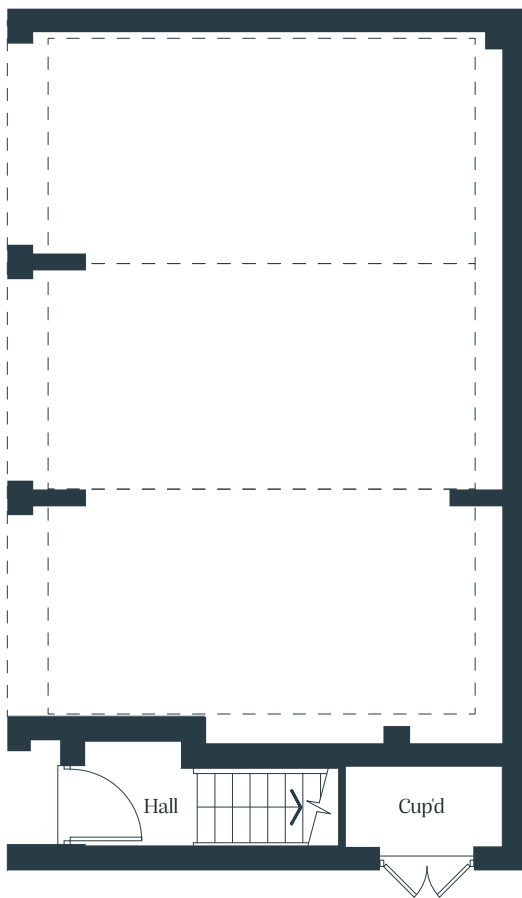
Parking under FOG is for private sale use.



ASHVINE PARK CANTERBURY

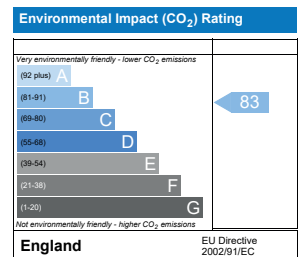
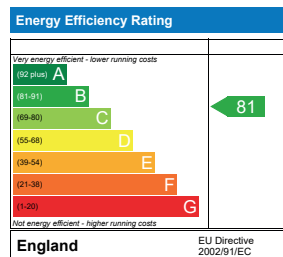
One bedroom coach house

28 GIPPS AVENUE, THANINGTON, CANTERBURY, KENT



Rooflight

Total Internal Area	66.54 sq m
Kitchen	2.8m x 2.6m
Living / Dining area	6.8m x 3.3m
Bedroom	3.3m x 3.8m



Cup'd = Cupboard, WC = Water Closet, B = Boiler, FF = Fridge Freezer, WM = Washing Machine

Floor plans shown are indicative only. All room sizes are approximate with maximum dimensions of finished items of furniture. Room layouts may be subject to minor modifications. Furniture, kitchen and bathroom layouts shown are indicative only*. Measurement at widest point.

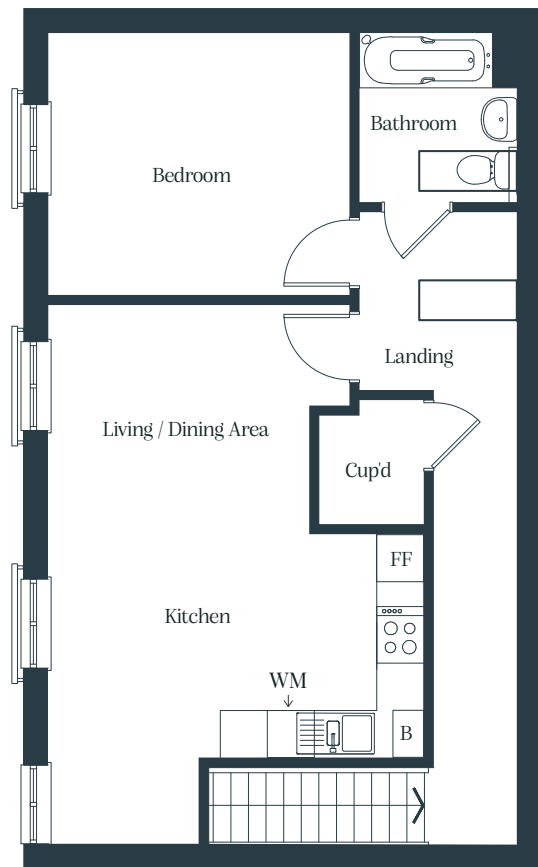
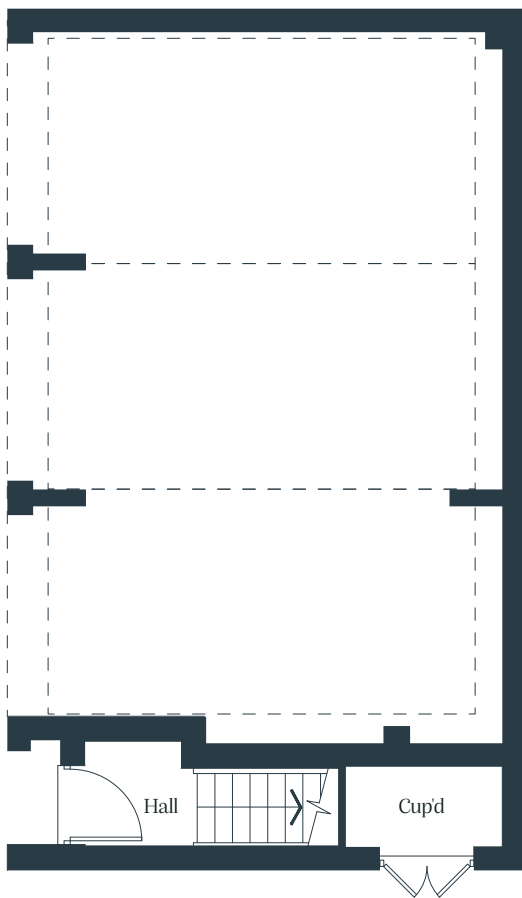
Parking under FOG is for private sale use.



ASHVINE PARK CANTERBURY

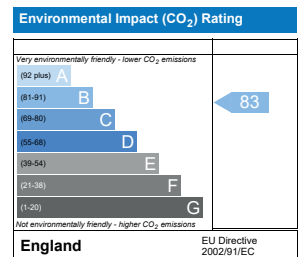
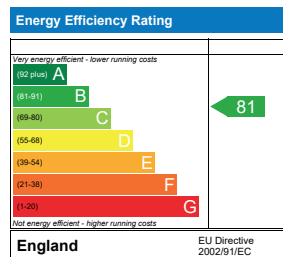
One bedroom coach house

30 GIPPS AVENUE, THANINGTON, CANTERBURY, KENT



Rooflight

Total Internal Area	66.54 sq m
Kitchen	2.8m x 2.6m
Living / Dining area	6.8m x 3.3m
Bedroom	3.3m x 3.8m



Cup'd = Cupboard, WC = Water Closet, B = Boiler, FF = Fridge Freezer, WM = Washing Machine

Floor plans shown are indicative only. All room sizes are approximate with maximum dimensions of finished items of furniture. Room layouts may be subject to minor modifications. Furniture, kitchen and bathroom layouts shown are indicative only*. Measurement at widest point.

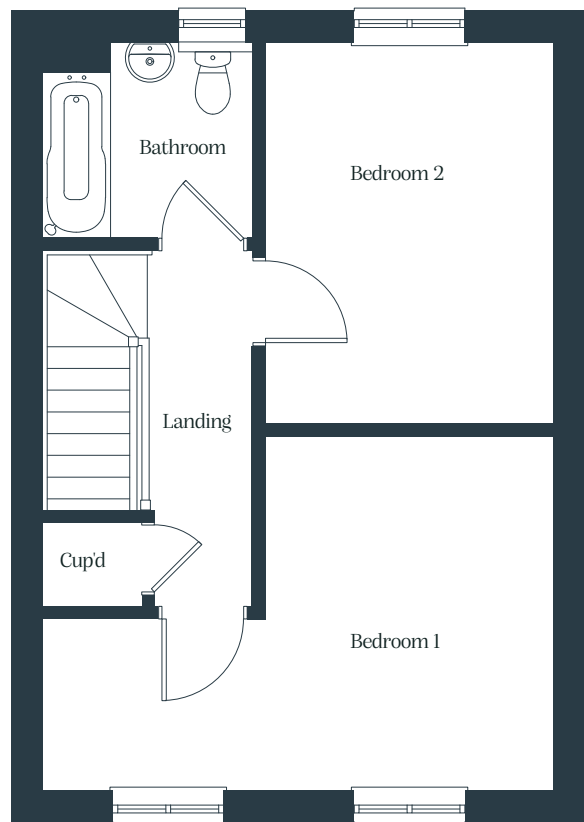
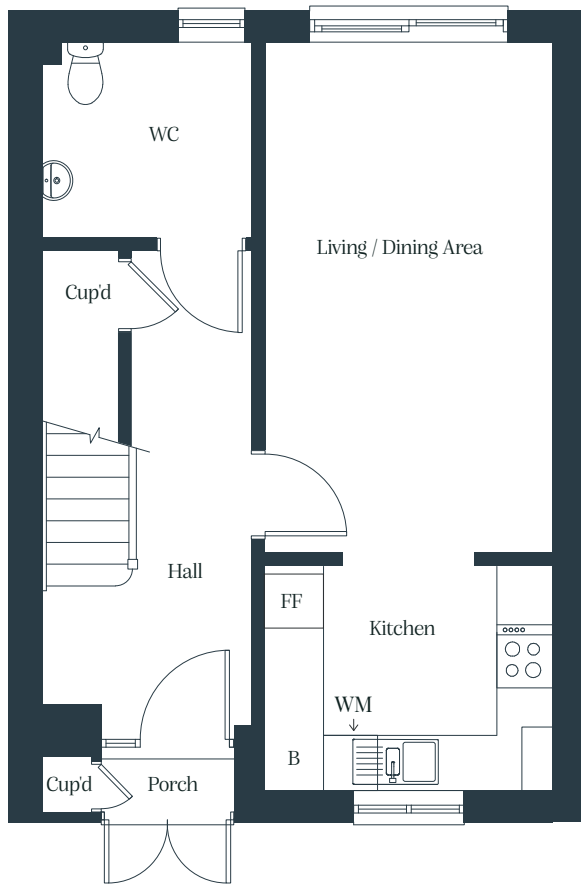
Parking under FOG is for private sale use.



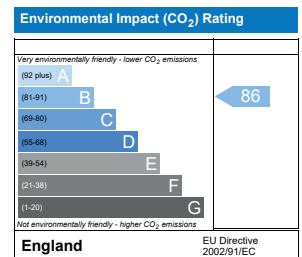
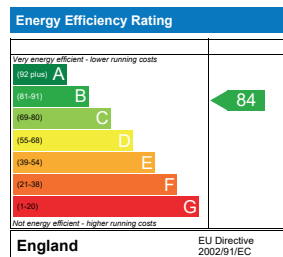
ASHVINE PARK CANTERBURY

Two bedroom house

8 HANCOCK WAY, THANINGTON, CANTERBURY, KENT



Total Internal Area	79 sq m
Kitchen	2.9m x 2.3m
Living / Dining area	2.9m x 5.2m
Bedroom 1	5.2m x 3.6m
Bedroom 2	2.9m x 3.9m



Cup'd = Cupboard, WC = Water Closet, B = Boiler, FF = Fridge Freezer, WM = Washing Machine

Floor plans shown are indicative only. All room sizes are approximate with maximum dimensions of finished items of furniture. Room layouts may be subject to minor modifications. Furniture, kitchen and bathroom layouts shown are indicative only*. Measurement at widest point.

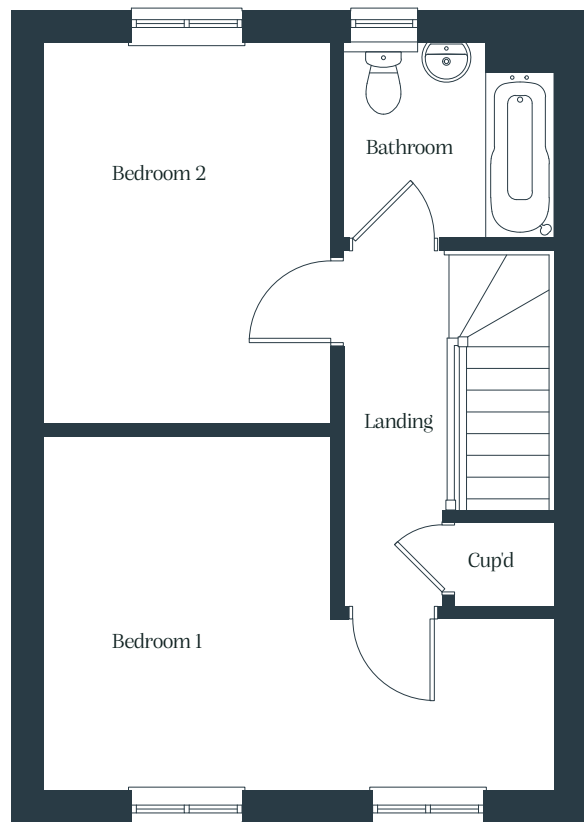
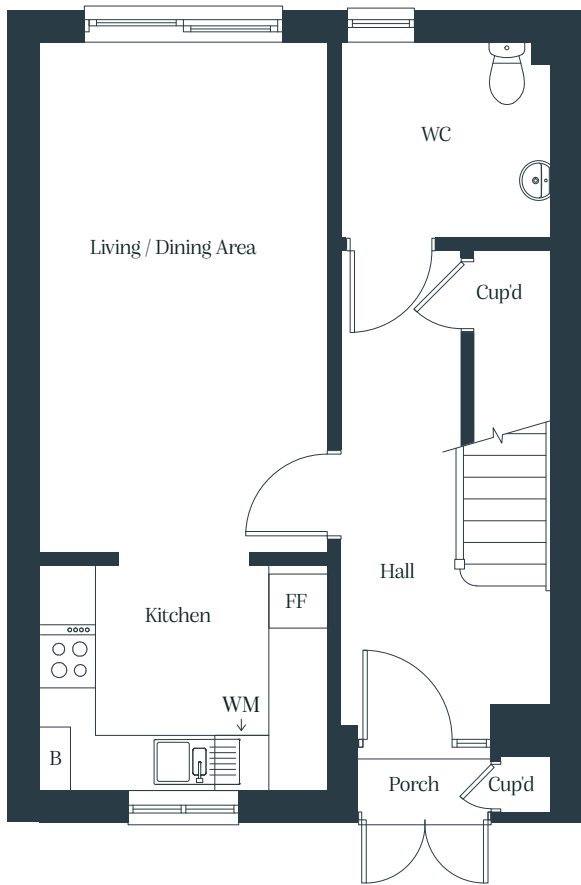
Parking under FOG is for private sale use.



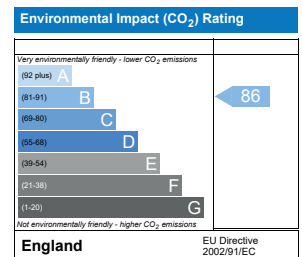
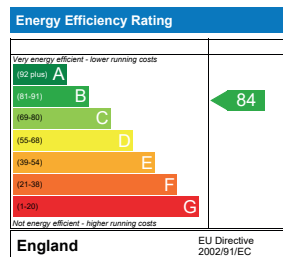
ASHVINE PARK CANTERBURY

Two bedroom house

10 HANCOCK WAY, THANINGTON, CANTERBURY, KENT



Total Internal Area	79 sq m
Kitchen	2.9m x 2.3m
Living / Dining area	2.9m x 5.2m
Bedroom 1	5.2m x 3.6m
Bedroom 2	2.9m x 3.9m



Cup'd = Cupboard, WC = Water Closet, B = Boiler, FF = Fridge Freezer, WM = Washing Machine

Floor plans shown are indicative only. All room sizes are approximate with maximum dimensions of finished items of furniture. Room layouts may be subject to minor modifications. Furniture, kitchen and bathroom layouts shown are indicative only*. Measurement at widest point.

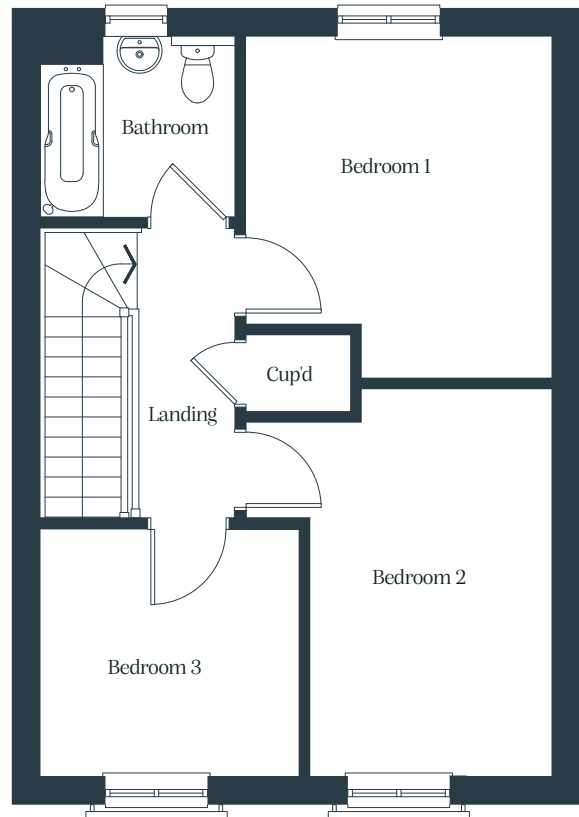
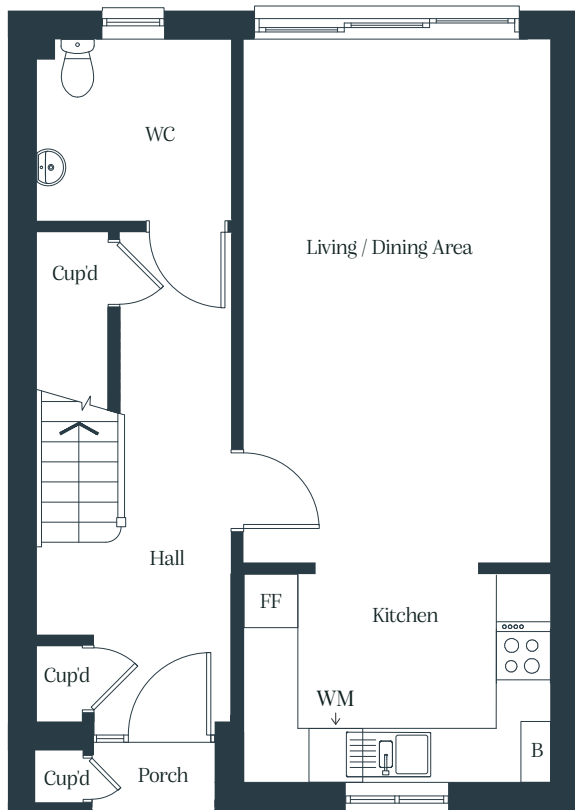
Parking under FOG is for private sale use.



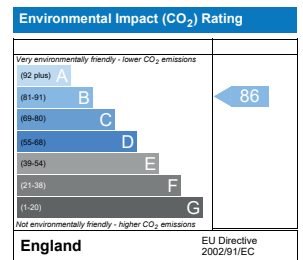
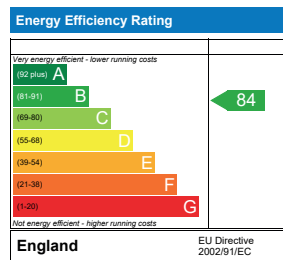
ASHVINE PARK CANTERBURY

Three bedroom house

12 HANCOCK WAY, THANINGTON, CANTERBURY, KENT



Total Internal Area	93 sq m
Kitchen	3.4m x 2.3m
Living / Dining area	3.4m x 5.7m
Bedroom 1	3.4m x 3.7m
Bedroom 2	2.6m x 4.3m
Bedroom 3	2.8m x 2.7m



Cup'd = Cupboard, WC = Water Closet, B = Boiler, FF = Fridge Freezer, WM = Washing Machine

Floor plans shown are indicative only. All room sizes are approximate with maximum dimensions of finished items of furniture. Room layouts may be subject to minor modifications. Furniture, kitchen and bathroom layouts shown are indicative only*. Measurement at widest point.

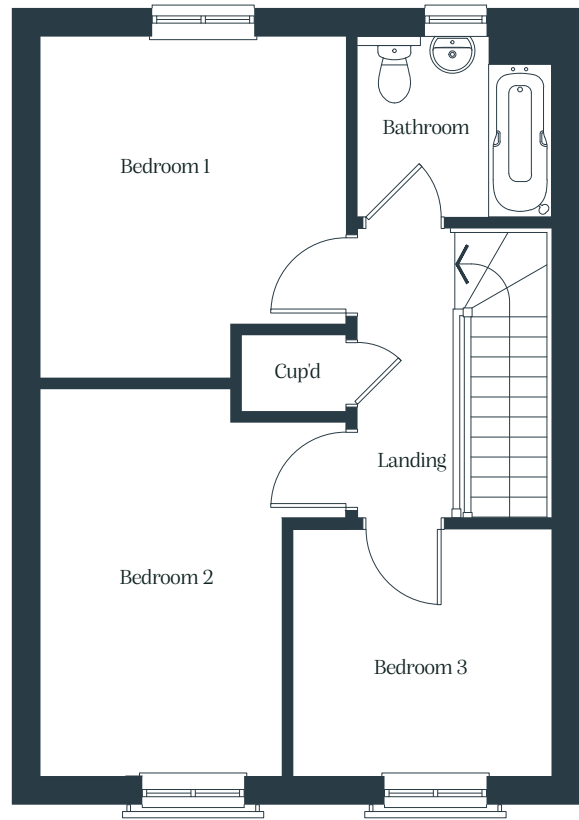
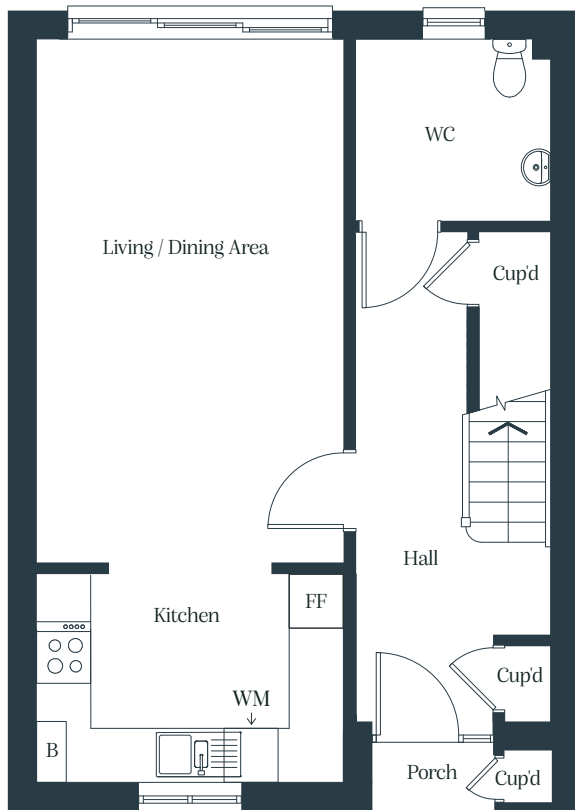
Parking under FOG is for private sale use.



ASHVINE PARK CANTERBURY

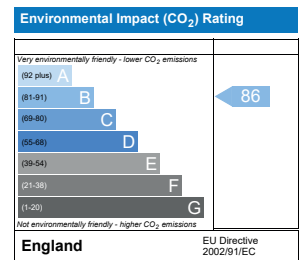
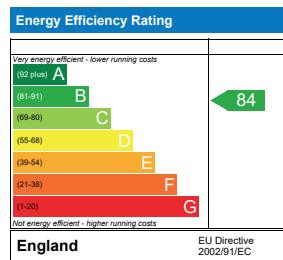
Three bedroom house

14 HANCOCK WAY, THANINGTON, CANTERBURY, KENT



Total Internal Area 93 sq m

Kitchen	3.4m x 2.3m
Living / Dining area	3.4m x 5.7m
Bedroom 1	3.4m x 3.7m
Bedroom 2	2.6m x 4.3m
Bedroom 3	2.8m x 2.7m



Cup'd = Cupboard, WC = Water Closet, B = Boiler, FF = Fridge Freezer, WM = Washing Machine

Floor plans shown are indicative only. All room sizes are approximate with maximum dimensions of finished items of furniture. Room layouts may be subject to minor modifications. Furniture, kitchen and bathroom layouts shown are indicative only*. Measurement at widest point.

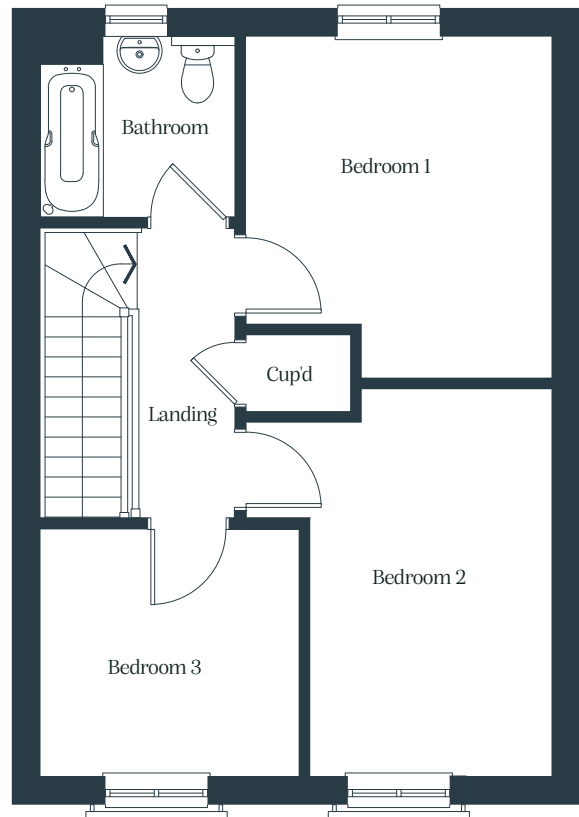
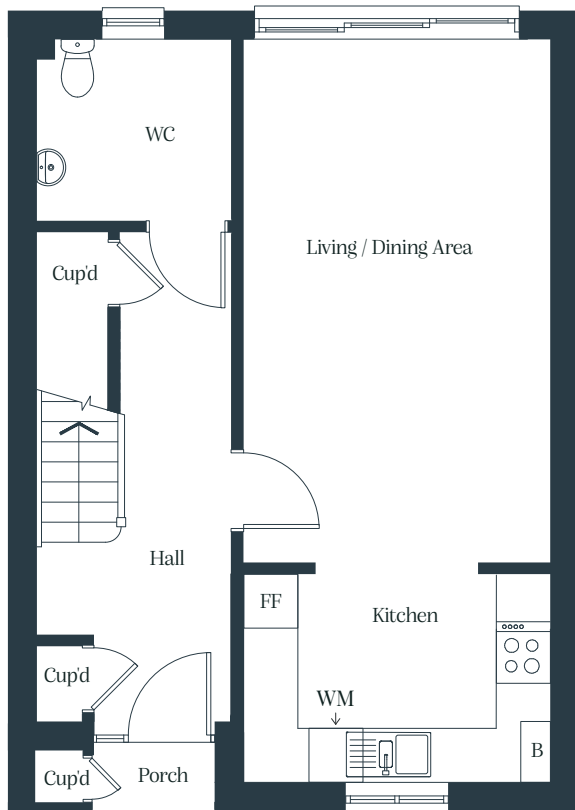
Parking under FOG is for private sale use.



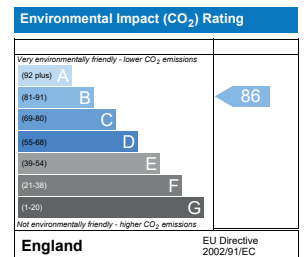
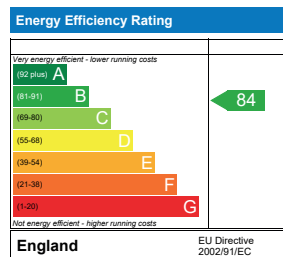
ASHVINE PARK CANTERBURY

Three bedroom house

16 HANCOCK WAY, THANINGTON, CANTERBURY, KENT



Total Internal Area	93 sq m
Kitchen	3.4m x 2.3m
Living / Dining area	3.4m x 5.7m
Bedroom 1	3.4m x 3.7m
Bedroom 2	2.6m x 4.3m
Bedroom 3	2.8m x 2.7m



Cup'd = Cupboard, WC = Water Closet, B = Boiler, FF = Fridge Freezer, WM = Washing Machine

Floor plans shown are indicative only. All room sizes are approximate with maximum dimensions of finished items of furniture. Room layouts may be subject to minor modifications. Furniture, kitchen and bathroom layouts shown are indicative only*. Measurement at widest point.

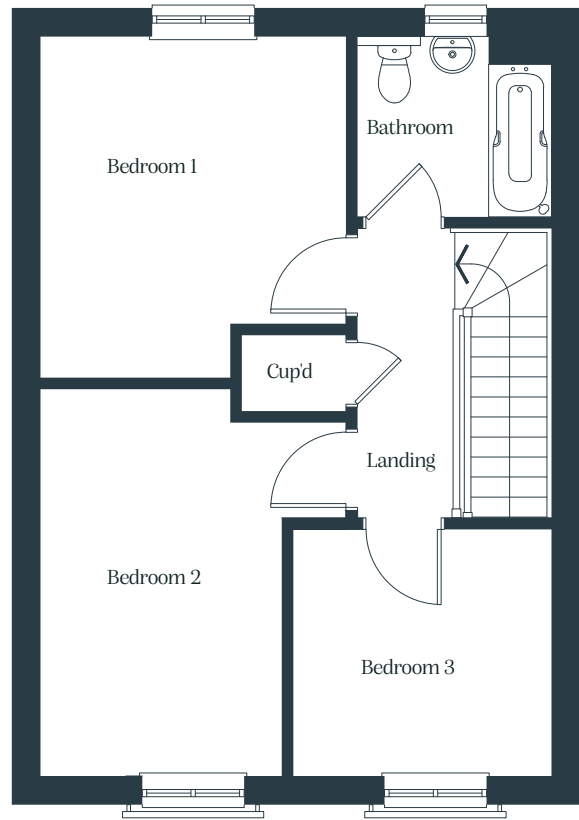
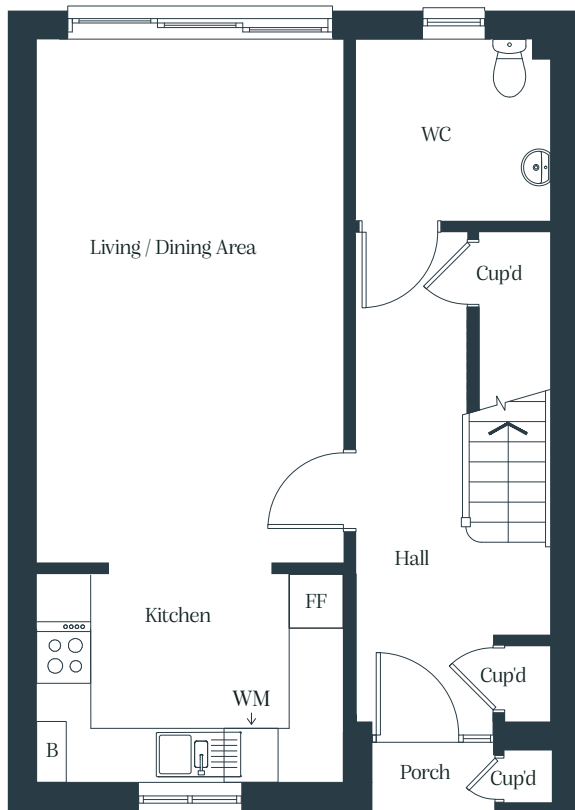
Parking under FOG is for private sale use.



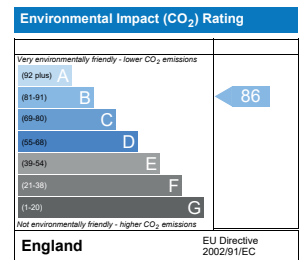
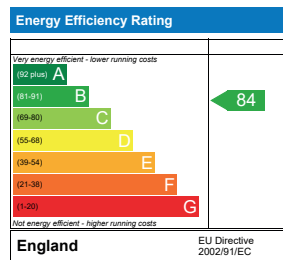
ASHVINE PARK CANTERBURY

Three bedroom house

18 HANCOCK WAY, THANINGTON, CANTERBURY, KENT



Total Internal Area	93 sq m
Kitchen	3.4m x 2.3m
Living / Dining area	3.4m x 5.7m
Bedroom 1	3.4m x 3.7m
Bedroom 2	2.6m x 4.3m
Bedroom 3	2.8m x 2.7m



Cup'd = Cupboard, WC = Water Closet, B = Boiler, FF = Fridge Freezer, WM = Washing Machine

Floor plans shown are indicative only. All room sizes are approximate with maximum dimensions of finished items of furniture. Room layouts may be subject to minor modifications. Furniture, kitchen and bathroom layouts shown are indicative only*. Measurement at widest point.

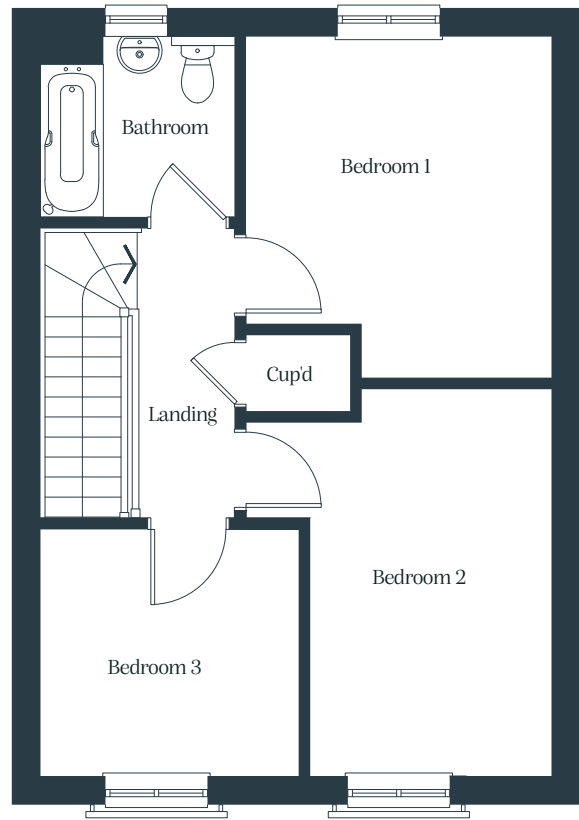
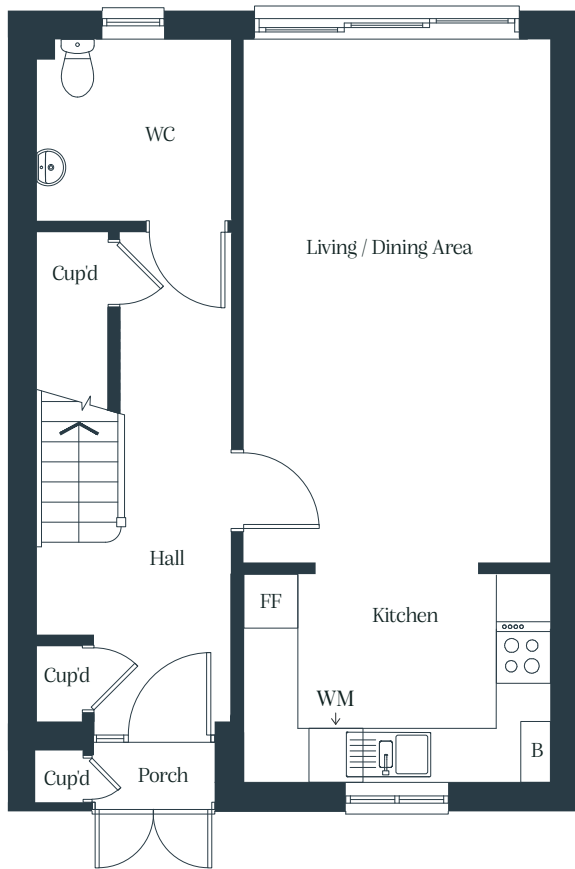
Parking under FOG is for private sale use.



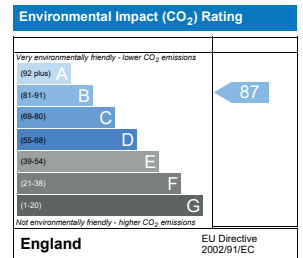
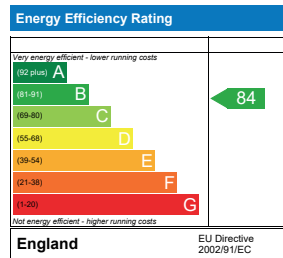
ASHVINE PARK CANTERBURY

Three bedroom house

3 MILES WAY, THANINGTON, CANTERBURY, KENT



Total Internal Area	93 sq m
Kitchen	3.4m x 2.3m
Living / Dining area	3.4m x 5.7m
Bedroom 1	3.4m x 3.7m
Bedroom 2	2.6m x 4.3m
Bedroom 3	2.8m x 2.7m



Cup'd = Cupboard, WC = Water Closet, B = Boiler, FF = Fridge Freezer, WM = Washing Machine

Floor plans shown are indicative only. All room sizes are approximate with maximum dimensions of finished items of furniture. Room layouts may be subject to minor modifications. Furniture, kitchen and bathroom layouts shown are indicative only*. Measurement at widest point.

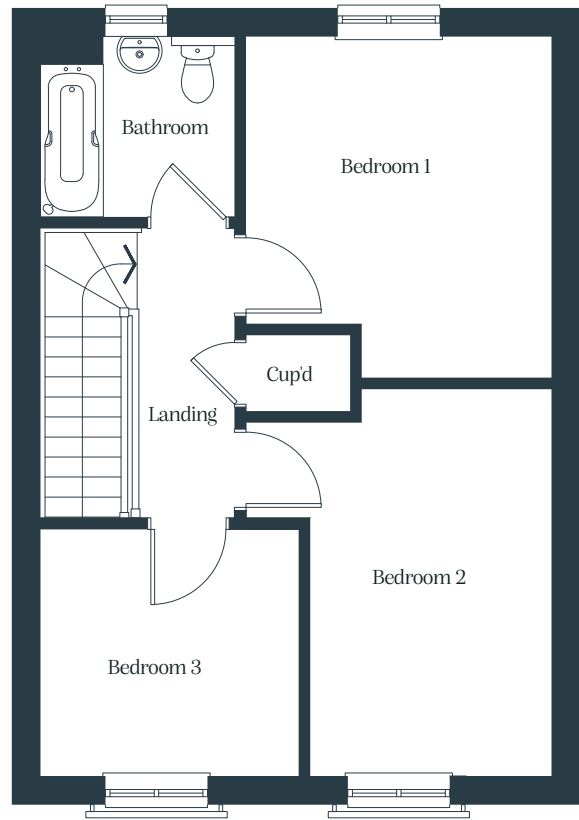
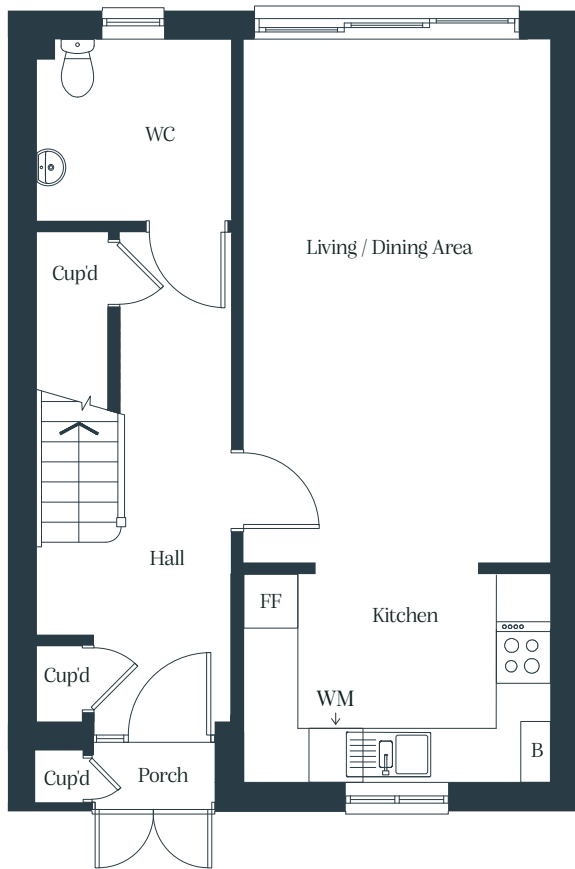
Parking under FOG is for private sale use.



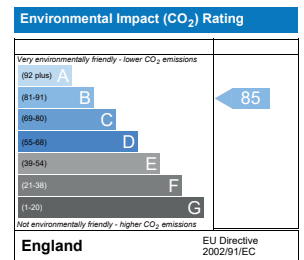
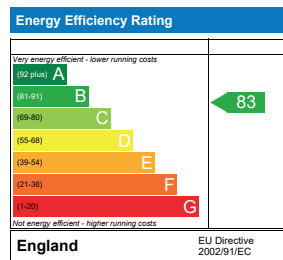
ASHVINE PARK CANTERBURY

Three bedroom house

5 MILES WAY, THANINGTON, CANTERBURY, KENT



Total Internal Area	93 sq m
Kitchen	3.4m x 2.3m
Living / Dining area	3.4m x 5.7m
Bedroom 1	3.4m x 3.7m
Bedroom 2	2.6m x 4.3m
Bedroom 3	2.9m x 2.7m



Cup'd = Cupboard, WC = Water Closet, B = Boiler, FF = Fridge Freezer, WM = Washing Machine

Floor plans shown are indicative only. All room sizes are approximate with maximum dimensions of finished items of furniture. Room layouts may be subject to minor modifications. Furniture, kitchen and bathroom layouts shown are indicative only*. Measurement at widest point.

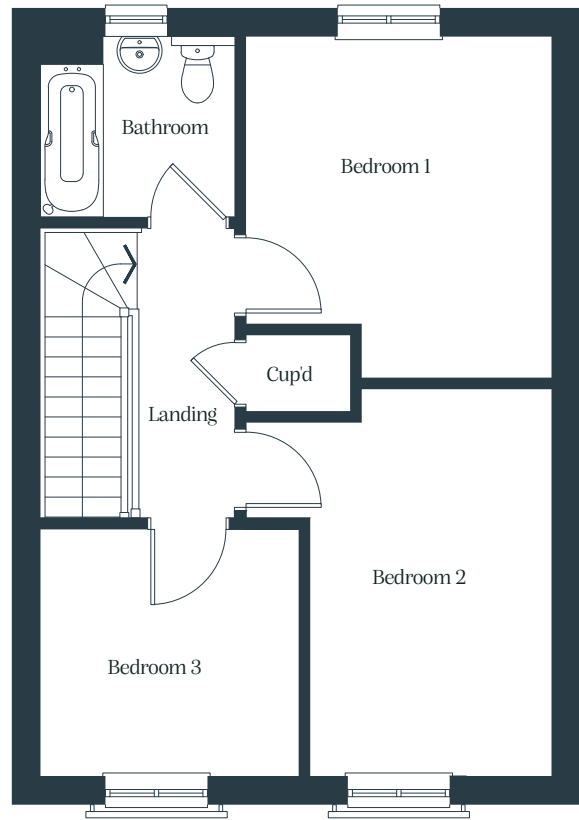
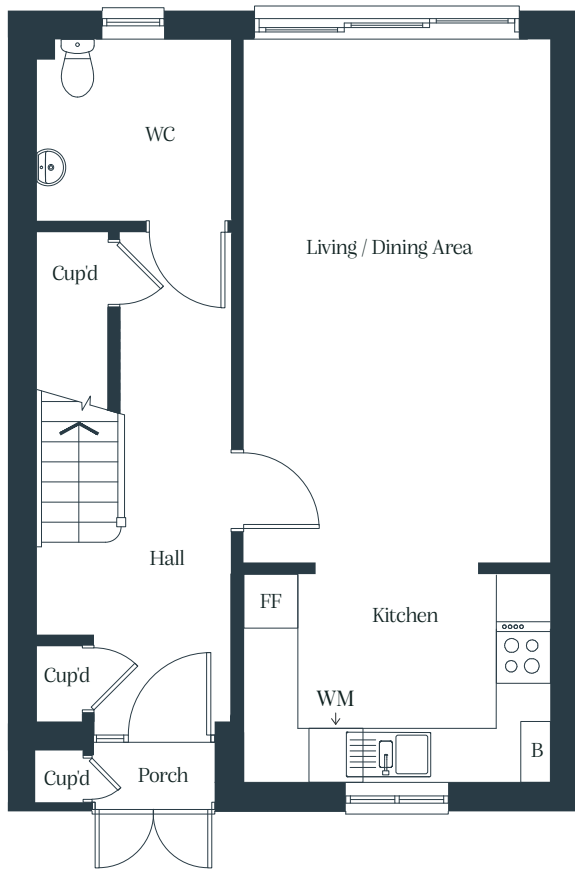
Parking under FOG is for private sale use.



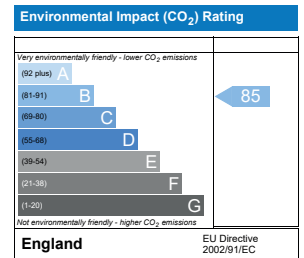
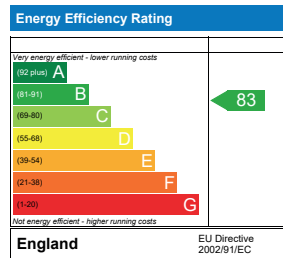
ASHVINE PARK CANTERBURY

Three bedroom house

7 MILES WAY, THANINGTON, CANTERBURY, KENT



Total Internal Area	93 sq m
Kitchen	3.4m x 2.3m
Living / Dining area	3.4m x 5.7m
Bedroom 1	3.4m x 3.7m
Bedroom 2	2.6m x 4.3m
Bedroom 3	2.8m x 2.7m



Cup'd = Cupboard, WC = Water Closet, B = Boiler, FF = Fridge Freezer, WM = Washing Machine

Floor plans shown are indicative only. All room sizes are approximate with maximum dimensions of finished items of furniture. Room layouts may be subject to minor modifications. Furniture, kitchen and bathroom layouts shown are indicative only*. Measurement at widest point.

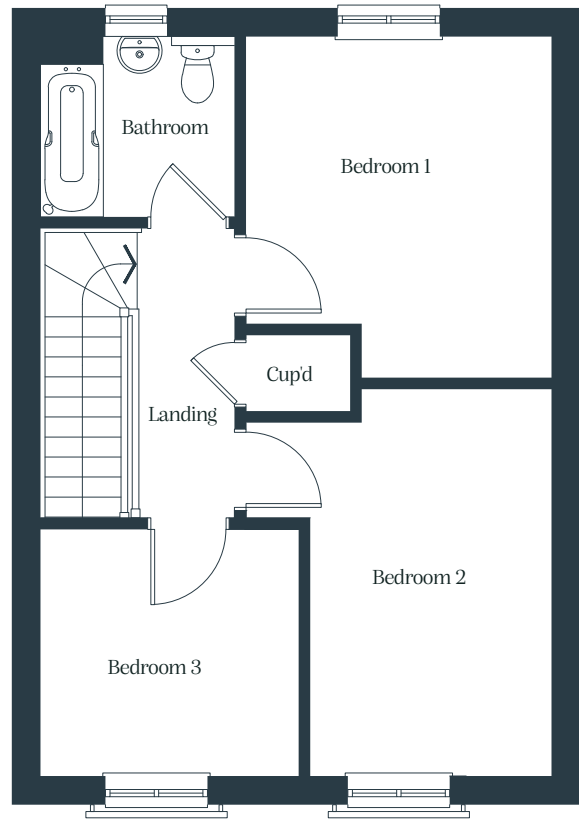
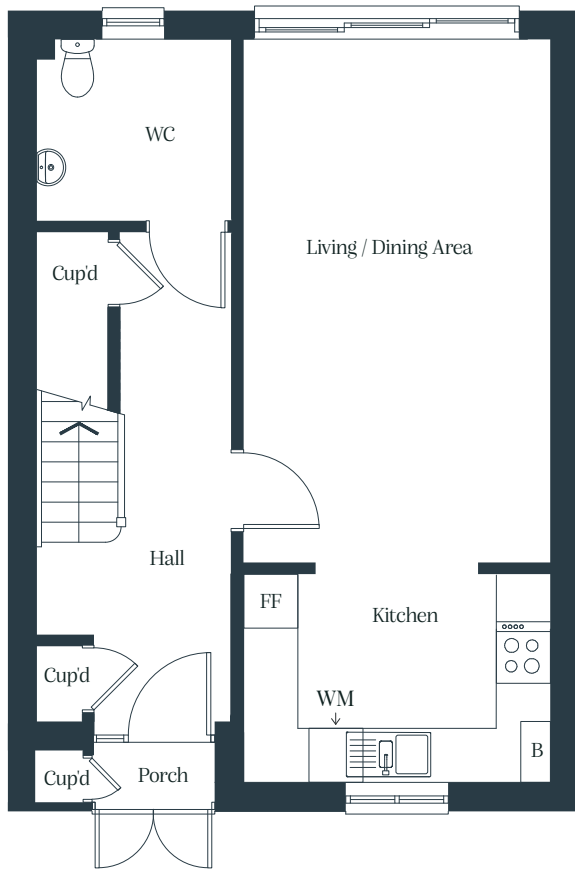
Parking under FOG is for private sale use.



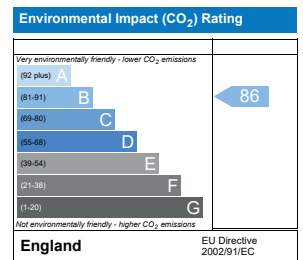
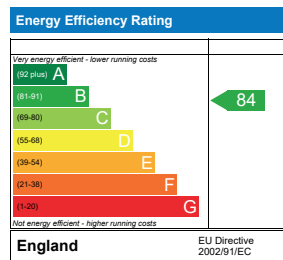
ASHVINE PARK CANTERBURY

Three bedroom house

9 MILES WAY, THANINGTON, CANTERBURY, KENT



Total Internal Area	93 sq m
Kitchen	3.4m x 2.3m
Living / Dining area	3.4m x 5.7m
Bedroom 1	3.4m x 3.7m
Bedroom 2	2.6m x 4.3m
Bedroom 3	2.8m x 2.7m



Cup'd = Cupboard, WC = Water Closet, B = Boiler, FF = Fridge Freezer, WM = Washing Machine

Floor plans shown are indicative only. All room sizes are approximate with maximum dimensions of finished items of furniture. Room layouts may be subject to minor modifications. Furniture, kitchen and bathroom layouts shown are indicative only*. Measurement at widest point.

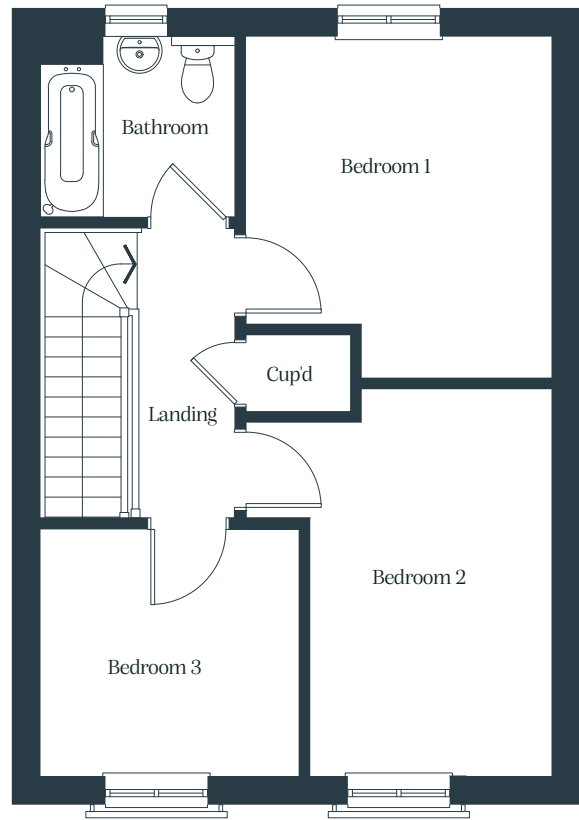
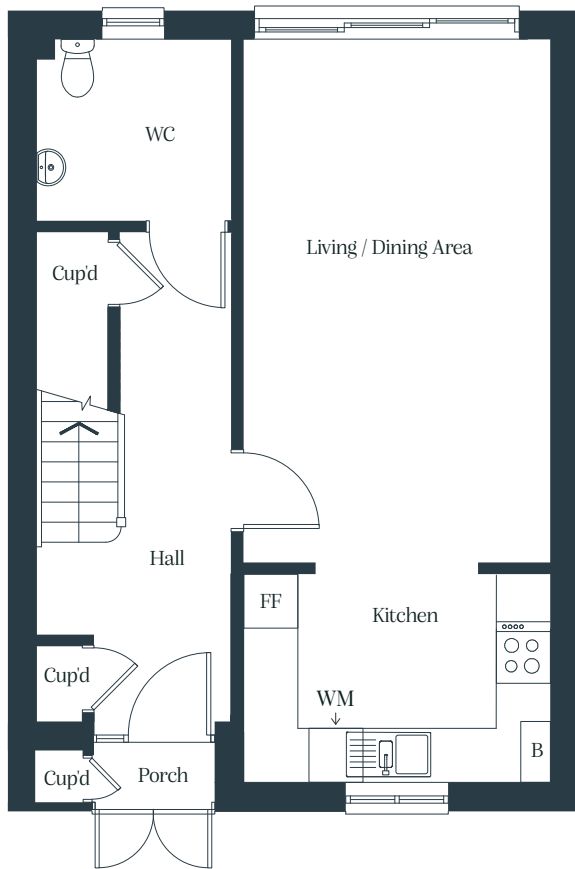
Parking under FOG is for private sale use.



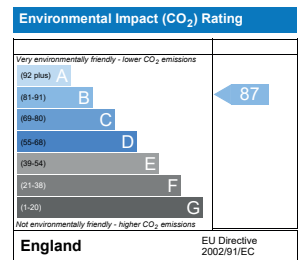
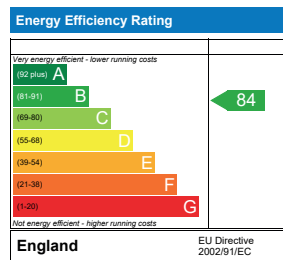
ASHVINE PARK CANTERBURY

Three bedroom house

11 MILES WAY, THANINGTON, CANTERBURY, KENT



Total Internal Area	93 sq m
Kitchen	3.4m x 2.3m
Living / Dining area	3.4m x 5.7m
Bedroom 1	3.4m x 3.7m
Bedroom 2	2.6m x 4.3m
Bedroom 3	2.8m x 2.7m



Cup'd = Cupboard, WC = Water Closet, B = Boiler, FF = Fridge Freezer, WM = Washing Machine

Floor plans shown are indicative only. All room sizes are approximate with maximum dimensions of finished items of furniture. Room layouts may be subject to minor modifications. Furniture, kitchen and bathroom layouts shown are indicative only*. Measurement at widest point.

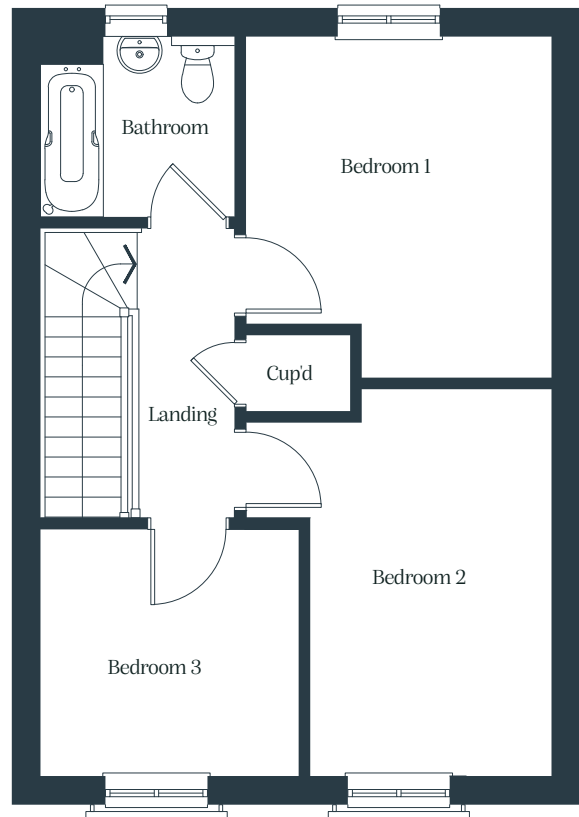
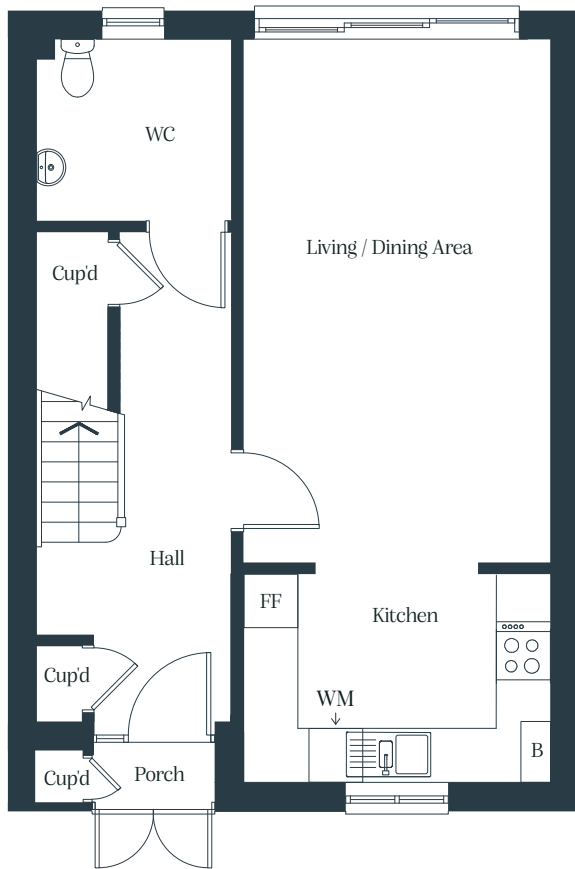
Parking under FOG is for private sale use.



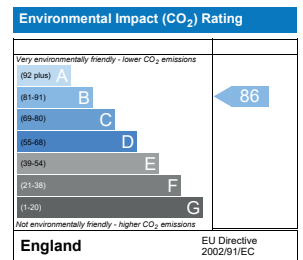
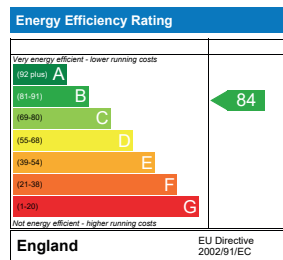
ASHVINE PARK CANTERBURY

Three bedroom house

13 MILES WAY, THANINGTON, CANTERBURY, KENT



Total Internal Area	93 sq m
Kitchen	3.4m x 2.3m
Living / Dining area	3.4m x 5.7m
Bedroom 1	3.4m x 3.7m
Bedroom 2	2.6m x 4.3m
Bedroom 3	2.9m x 2.7m



Cup'd = Cupboard, WC = Water Closet, B = Boiler, FF = Fridge Freezer, WM = Washing Machine

Floor plans shown are indicative only. All room sizes are approximate with maximum dimensions of finished items of furniture. Room layouts may be subject to minor modifications. Furniture, kitchen and bathroom layouts shown are indicative only*. Measurement at widest point.

Parking under FOG is for private sale use.