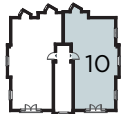


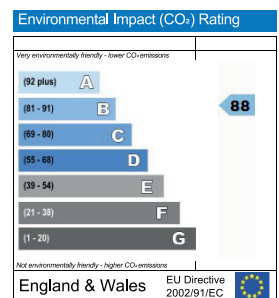
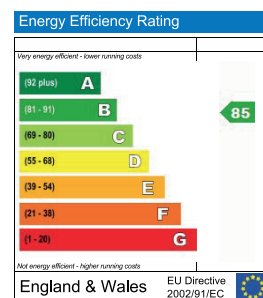


FIRST FLOOR / PLOT 10

TWO BEDROOM APARTMENT
TOTAL INTERNAL AREA: 70M²



| | | | |
|--------------------|------|---|------|
| Kitchen | 3.9m | x | 2.5m |
| Living/Dining room | 5.3m | x | 4.2m |
| Bedroom 1 | 3.5m | x | 3.5m |
| Bedroom 2 | 4m | x | 3m |



INSPIRED SHARED OWNERSHIP

Floorplans shown are indicative only. All room sizes are approximate with maximum dimensions of finished measurements. These plans provide indicative details of the property/ies including kitchen/bathroom layouts, balconies, etc. All dimensions indicated are approximate and should not be relied upon for carpet sizes or items of furniture. Moat reserves the right to make changes to these plans prior to exchange of contracts.* Indicative measurement at widest point. Plans do not highlight the gradient of outside space or location of manhole covers, sheds or paving.