




Energy performance certificate (EPC)

Certificate contents

- Rules on letting this property
- Energy rating and score
- Breakdown of property's energy performance
- How this affects your energy bills
- Impact on the environment
- Changes you could make
- Who to contact about this certificate
- Other certificates for this property

Share this certificate

-  [Email](#)
-  [Copy link to clipboard](#)
-  [Print](#)

15, Havill Crescent Bloxham BANBURY OX15 4TU		Energy rating <div style="font-size: 2em; font-weight: bold; text-align: center;">B</div>
Valid until 13 March 2029	Certificate number 8201-2346-3339-9397-0713	

Property type End-terrace house

Total floor area 79 square metres

Rules on letting this property

Properties can be let if they have an energy rating from A to E.

You can read [guidance for landlords on the regulations and exemptions](#).

Energy rating and score

This property's energy rating is B. It has the potential to be A.

[See how to improve this property's energy efficiency](#).

Score	Energy rating	Current	Potential
92+	A		97 A
81-91	B	85 B	
69-80	C		
55-68	D		
39-54	E		
21-38	F		
1-20	G		

The graph shows this property's current and potential energy rating.

Properties get a rating from A (best) to G (worst) and a score. The better the rating and score, the lower your energy bills are likely to be.

For properties in England and Wales:

- the average energy rating is D
- the average energy score is 60

Breakdown of property's energy performance

Features in this property

Features get a rating from very good to very poor, based on how energy efficient they are. Ratings are not based on how well features work or their condition.

Assumed ratings are based on the property's age and type. They are used for features the assessor could not inspect.

Feature	Description	Rating
Walls	Average thermal transmittance 0.27 W/m ² K	Very good
Roof	Average thermal transmittance 0.09 W/m ² K	Very good
Floor	Average thermal transmittance 0.11 W/m ² K	Very good
Windows	High performance glazing	Very good
Main heating	Boiler and radiators, mains gas	Good
Main heating control	Time and temperature zone control	Very good
Hot water	From main system	Good
Lighting	Low energy lighting in all fixed outlets	Very good

Air tightness	Air permeability 3.6 m ³ /h.m ² (as tested)	Good
Secondary heating	None	N/A

Primary energy use

The primary energy use for this property per year is 80 kilowatt hours per square metre (kWh/m²).

▶ [About primary energy use](#)

How this affects your energy bills

An average household would need to spend **£322 per year on heating, hot water and lighting** in this property. These costs usually make up the majority of your energy bills.

You could **save £30 per year** if you complete the suggested steps for improving this property's energy rating.

This is **based on average costs in 2019** when this EPC was created. People living at the property may use different amounts of energy for heating, hot water and lighting.

Heating this property

Estimated energy needed in this property is:

- 2,024 kWh per year for heating
- 1,727 kWh per year for hot water

Impact on the environment

This property's environmental impact rating is B. It has the potential to be A.

Properties get a rating from A (best) to G (worst) on how much carbon dioxide (CO₂) they produce each year.

Carbon emissions

An average household produces	6 tonnes of CO ₂
This property produces	1.1 tonnes of CO ₂
This property's potential production	0.0 tonnes of CO ₂

You could improve this property's CO₂ emissions by making the suggested changes. This will help to protect the environment.

These ratings are based on assumptions about average occupancy and energy use. People living at the property may use different amounts of energy.

Changes you could make

► [Do I need to follow these steps in order?](#)

Step 1: Solar water heating

Typical installation cost £4,000 - £6,000

Typical yearly saving £30

Potential rating after completing step 1

86 B

Step 2: Solar photovoltaic panels, 2.5 kWp

Typical installation cost £5,000 - £8,000

Typical yearly saving £309

Potential rating after completing steps 1 and 2

97 A

Help paying for energy improvements

You might be able to get a grant from the [Boiler Upgrade Scheme](#). This will help you buy a more efficient, low carbon heating system for this property.

More ways to save energy

[Find ways to save energy in your home](#)

Who to contact about this certificate

Contacting the assessor

If you're unhappy about your property's energy assessment or certificate, you can complain to the assessor who created it.

Assessor's name	Nicholas Jones
Telephone	07901 650 450
Email	nj.pm@virgin.net

About this assessment

Assessor's declaration	No related party
Date of assessment	14 March 2019
Date of certificate	14 March 2019
Type of assessment	▶ SAP

Other certificates for this property

If you are aware of previous certificates for this property and they are not listed here, please contact us at dluhc.digital-services@levellingup.gov.uk or call our helpdesk on 020 3829 0748 (Monday to Friday, 9am to 5pm).

There are no related certificates for this property.

[Help](#) [Accessibility](#) [Cookies](#) [Give feedback](#) [Service performance](#)

OGI All content is available under the [Open Government Licence v3.0](#), except where otherwise stated



© Crown copyright