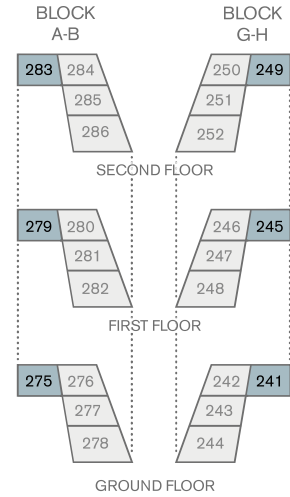


# TWO BEDROOM APARTMENT

Plots 241<sup>†</sup>, 245<sup>†</sup>, 249<sup>†</sup>, 275, 279, 283



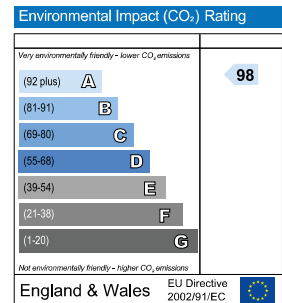
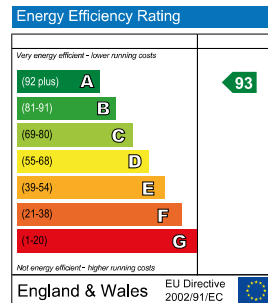
**Total**  
**57.0 sq m**

Open plan kitchen  
2.50 x 2.30m max\*

Living/Dining room  
6.40 x 3.00m max\*

Bedroom 1  
3.00 x 3.80m

Bedroom 2  
3.20 x 2.40m



Floor plans shown are indicative only. All room sizes are approximate with maximum dimensions of finished measurements. Measurements have been taken into the kitchen units and are not intended for carpet sizes or items of furniture. Room layouts may be subject to minor modifications. Furniture, kitchen and bathroom layouts shown are indicative only. \*Measurement at widest point. Floor plans shown are computer generated and are indicative only. <sup>†</sup>Plots are handed.