



Floor plan

the MAPLE

2 bedroom semi detached home

The Maple is a modern two-bedroom semi-detached home, crafted for contemporary living. This elegant property features a cosy living room with charming views over the rear garden, creating a serene retreat for relaxation. The spacious kitchen offers plenty of room for both cooking and dining, while the well-appointed family bathroom ensures comfort and convenience. The Maple is an ideal choice for those seeking a perfect balance of modern style and affordable practicality.

ALLINGTON



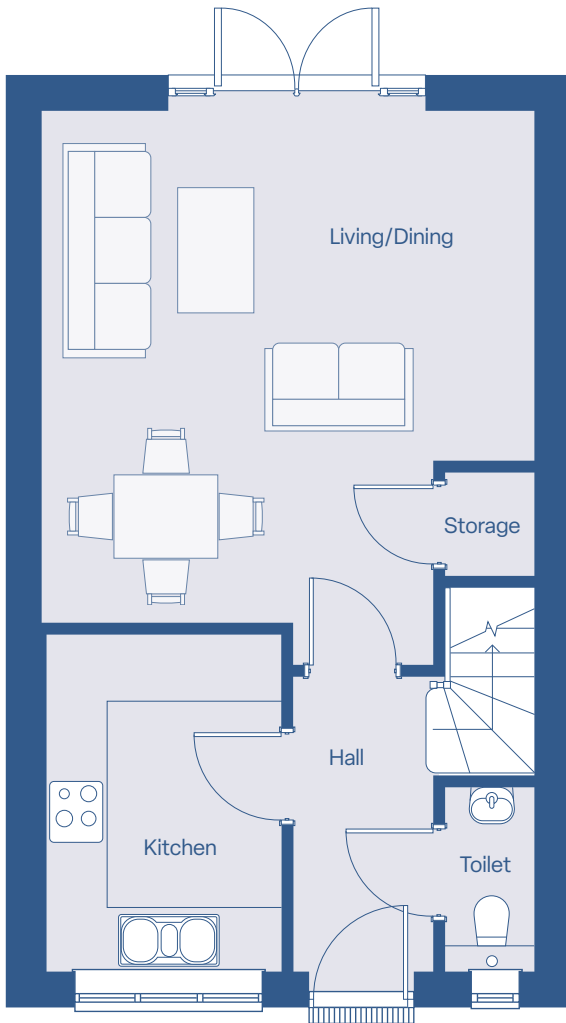
WOODLAND
PLACE

the MAPLE

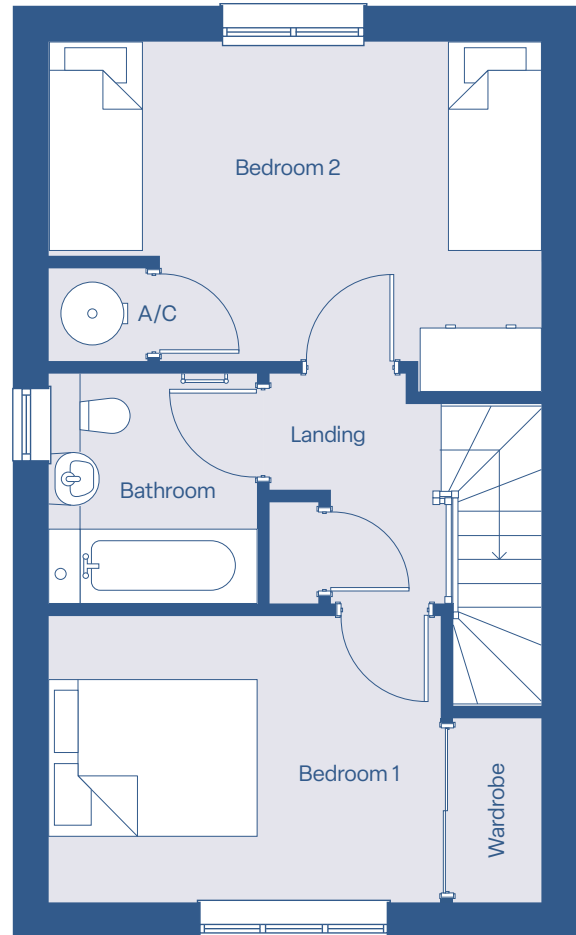
2 bedroom semi detached home

WestKent

Places to live. Space to grow.



Ground Floor Plan



First Floor Plan

Dimensions

Living/Dining	4.8 m × 4.9 m
Kitchen	2.3 m × 3.3 m
Toilet	0.9 m × 1.8 m
Bedroom 1	2.8 m × 4.8 m
Bedroom 2	3.1 m × 4.8 m
Bathroom	2.0 m × 2.2 m
Total size	79m²



Floor plan

the SYCAMORE

3 bedroom semi detached home

Welcome to the Sycamore, a delightful three-bedroom semi-detached home designed with family living in mind. This home features a large living room with views of the back garden, creating a bright and inviting space for relaxation. The well-proportioned kitchen offers plenty of room for cooking and dining. The Sycamore combines comfort and style, making it the perfect place to settle down.

ALLINGTON



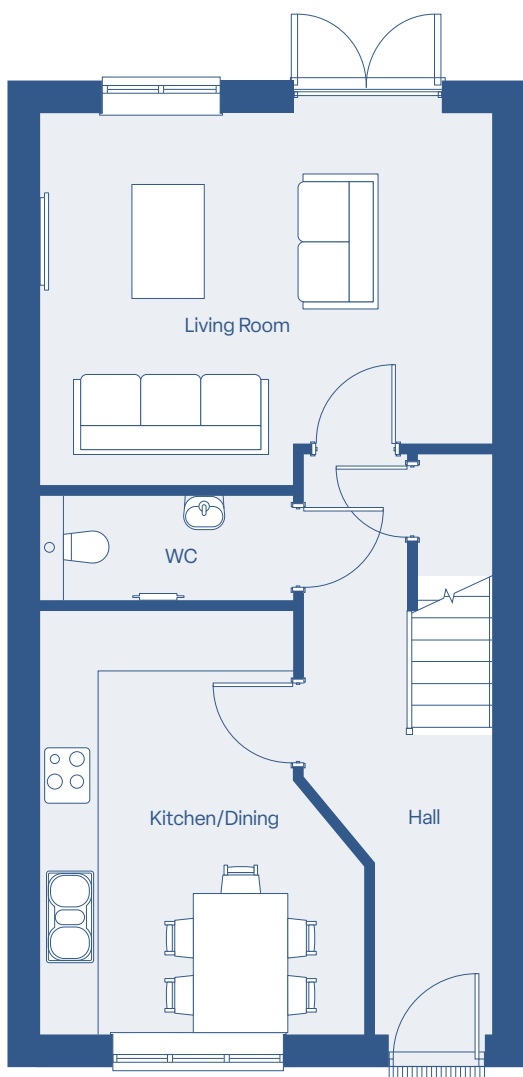
WOODLAND
PLACE

the SYCAMORE

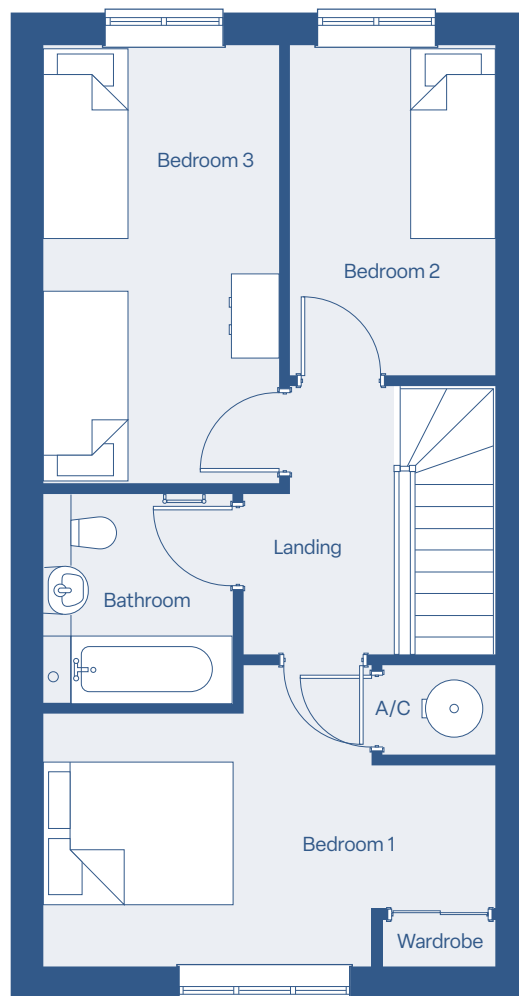
3 bedroom semi detached home

WestKent

Places to live. Space to grow.



Ground Floor Plan



First Floor Plan

Dimensions

Living/Dining	3.9 m × 4.8 m
Kitchen	4.5 m × 3.4 m
WC	0.9 m × 1.1 m
Bedroom 1	3.2 m × 4.8 m
Bedroom 2	3.2 m × 4.8 m
Bedroom 3	2.2 m × 3.5 m
Bathroom	2.0 m × 2.2 m
Total size	93 m²

westkent.org.uk/woodlandplace

WOODLAND
PLACE



Floor plan

the WILLOW

3 bedroom semi detached home

Introducing the Willow, a spacious three bedroom home thoughtfully designed for modern living. This property features an open plan kitchen with a generously sized store cupboard offering both style and functionality. The living room, with views of the back garden, provides a bright and inviting space to unwind. The staircase leads to an open landing with more storage three well sized rooms and a generous family bathroom. The Willow is the perfect blend of space and elegance, ideal for family life.

ALLINGTON



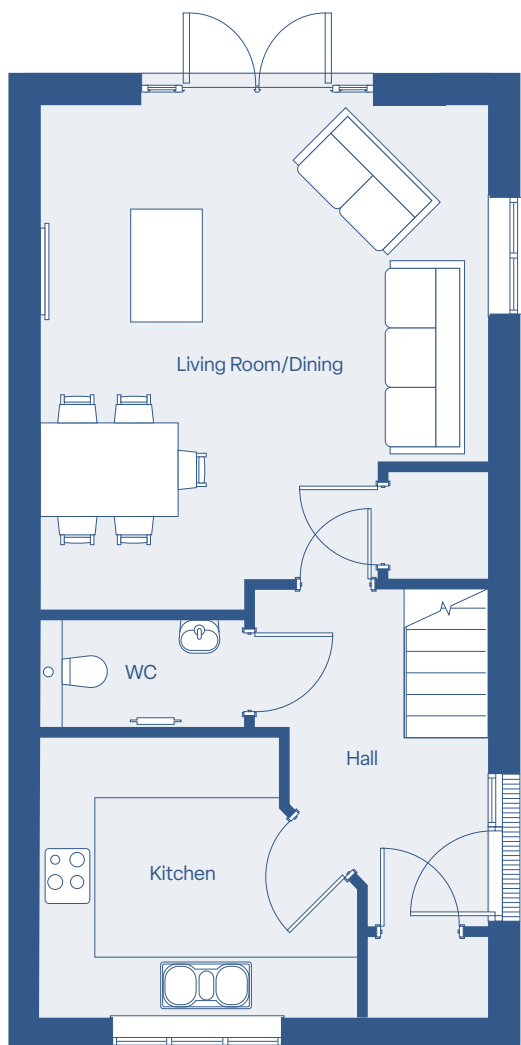
WOODLAND
PLACE

the WILLOW

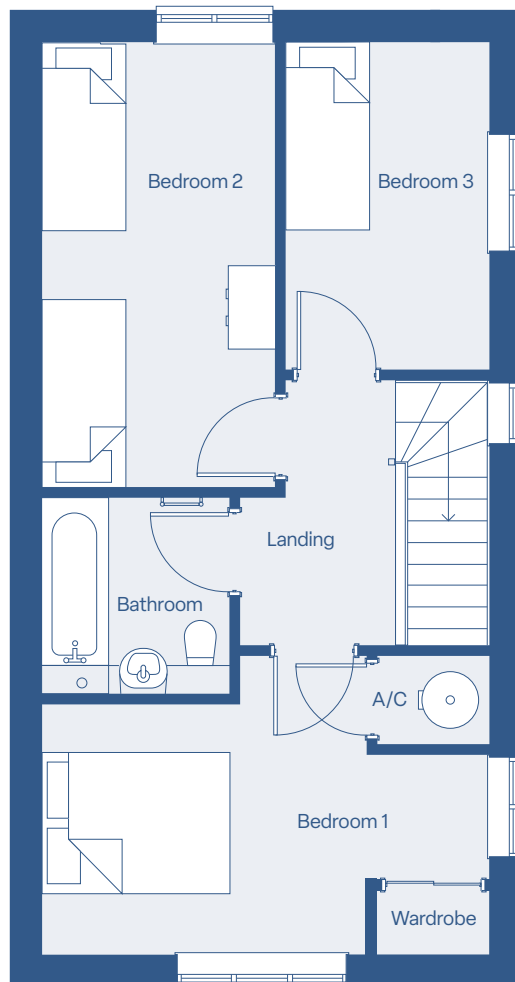
3 bedroom semi detached home

WestKent

Places to live. Space to grow.



Ground Floor Plan



First Floor Plan

Dimensions

Living/Dining	3.9 m × 4.9 m
Kitchen	3.4 m × 4.5 m
WC	1.3 m × 2.7 m
Bedroom 1	3.2 m × 4.8 m
Bedroom 2	2.5 m × 4.6 m
Bedroom 3	2.2 m × 3.5 m
Bathroom	2.0 m × 2.2 m
Total size	93 m²

westkent.org/woodlandplace

WOODLAND
PLACE



Floor plan

the CEDAR

3 bedroom terrace home

Step into the Cedar for a stylish three-bedroom terrace home, thoughtfully designed for modern family life. The ground floor features a bright kitchen/dining room and the added convenience of a downstairs WC. At the rear, the inviting living room opens onto the garden, creating a perfect space to relax and unwind. Upstairs, three comfortable bedrooms and a family bathroom complete the layout, making The Cedar an excellent choice for a practical and contemporary home.

ALLINGTON



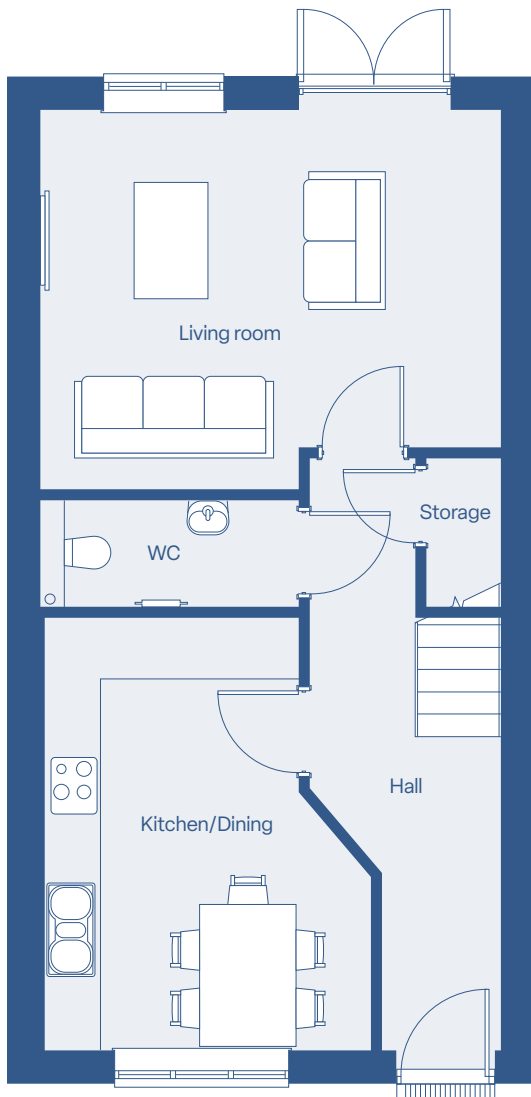
WOODLAND
PLACE

the CEDAR

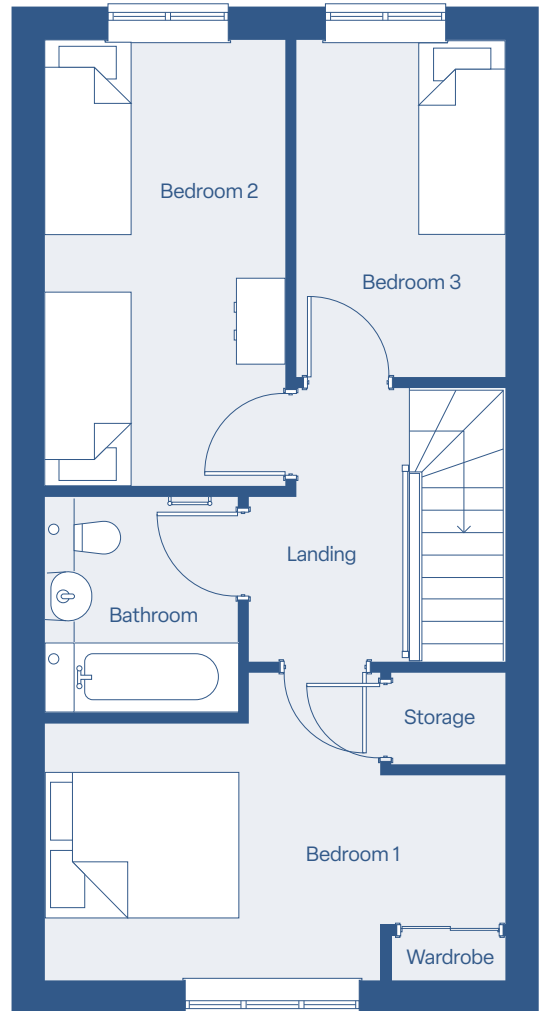
3 bedroom terrace home

WestKent

Places to live. Space to grow.



Ground Floor Plan



First Floor Plan

Dimensions

Living/Dining	3.9 m × 4.8 m
Kitchen	3.4 m × 4.5 m
WC	1.1 m × 2.7 m
Bedroom 1	3.2 m × 4.8 m
Bedroom 2	2.5 m × 4.6 m
Bedroom 3	2.2 m × 3.5 m
Bathroom	2.0 m × 2.2 m
Total size	93 m²



Floor plan

the OAK

3 bedroom semi detached home

Discover the Oak, a charming three-bedroom home designed for comfortable family living. This property boasts a well-appointed kitchen situated at the front of the property while a large open plan dining and living room at the back with open views of the garden, makes the Oak perfect for everyday meals and entertaining. The master bedroom on the second floor features a dressing room, or potential office space, adding a touch of luxury. The Oak is the ideal blend of style and practicality, making it the perfect place to call home.

ALLINGTON



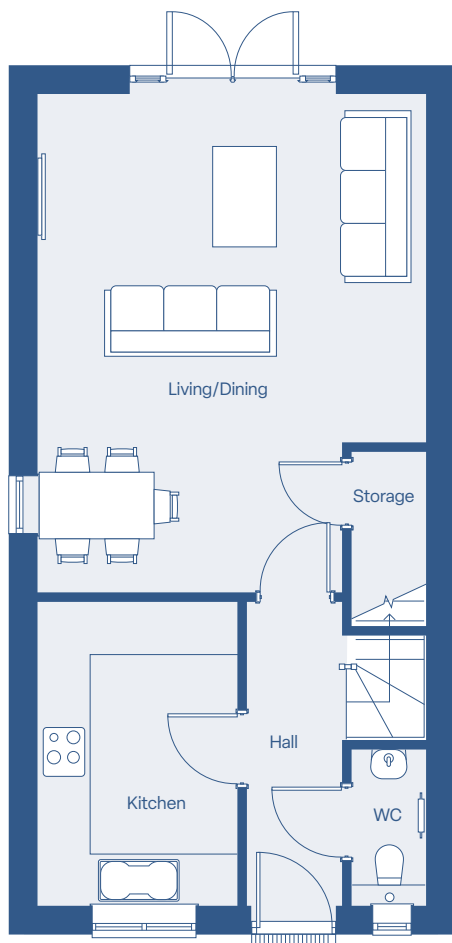
WOODLAND
PLACE

the OAK

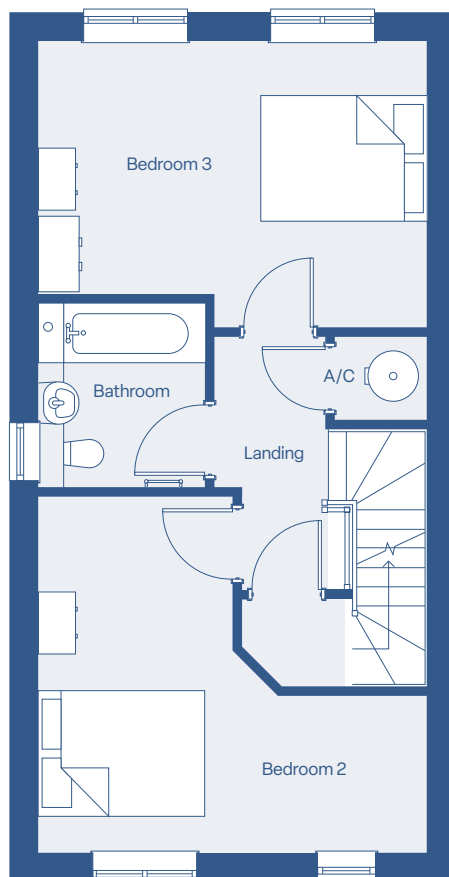
3 bedroom semi detached home

WestKent

Places to live. Space to grow.



Ground Floor Plan



First Floor Plan



Second Floor Plan

Dimensions

Living/Dining	4.7 m x 6.0 m
Kitchen	2.4 m x 3.7 m
WC	0.9 m x 1.9 m
Bedroom 1	4.4 m x 4.7 m
Bedroom 2	4.3 m x 4.7 m
Bedroom 3	3.5 m x 4.7 m
Dressing	2.4 m x 2.5 m
Storage	4.4 m x 4.4 m
Total size	123 m²

westkent.org.uk/woodlandplace

WOODLAND
PLACE



Floor plan

the MULBERRY

3 bedroom terrace home

Introducing The Mulberry, a modern three-storey terrace home offering spacious and flexible living across three levels. The ground floor boasts a stylish kitchen/dining room, a convenient downstairs WC, and a welcoming living room with views over the garden. On the first floor, you'll find two well-proportioned bedrooms and a family bathroom. The top floor is dedicated to a spacious master suite, complete with a versatile area for your needs and plenty of family storage. The Mulberry is the perfect choice for those seeking contemporary design and extra space for comfortable living.

ALLINGTON



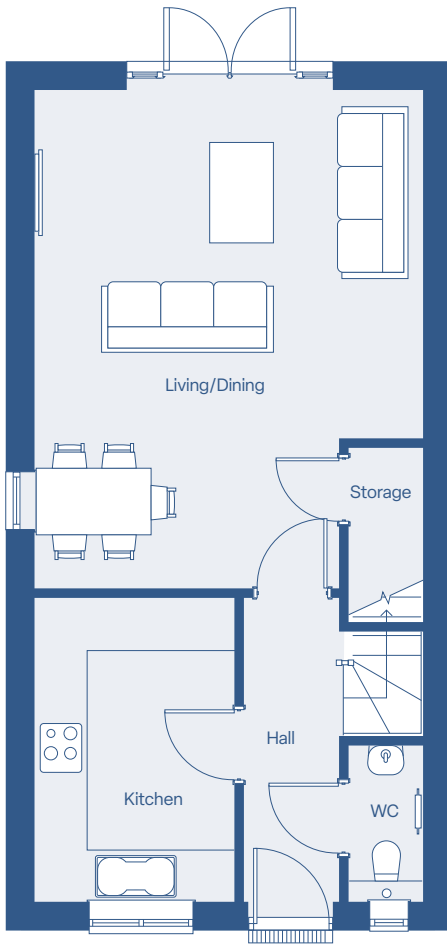
WOODLAND
PLACE

the MULBERRY

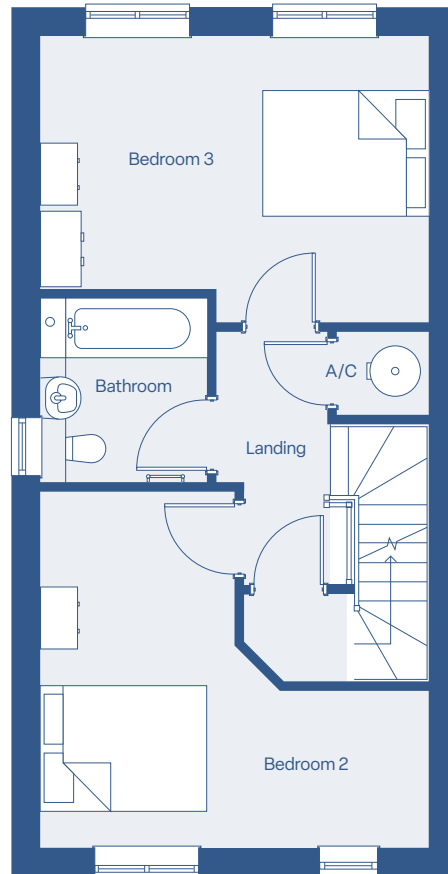
3 bedroom terrace home

WestKent

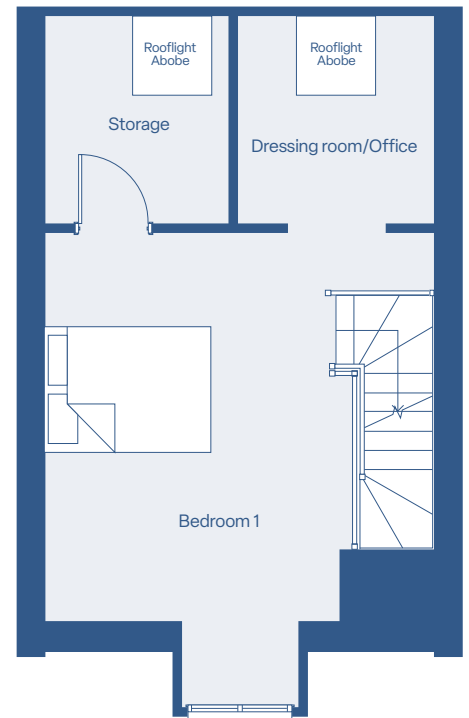
Places to live. Space to grow.



Ground Floor Plan



First Floor Plan



Second Floor Plan

Dimensions

Living/Dining	4.7 m x 6.0 m
Kitchen	2.4 m x 3.7 m
WC	0.9 m x 1.9 m
Bedroom 1	4.4 m x 4.7 m
Bedroom 2	4.3 m x 4.7 m
Bedroom 3	3.5 m x 4.7 m
Dressing	2.4 m x 2.5 m
Storage	4.4 m x 4.4 m
Total size	123 m²

westkent.org.uk/woodlandplace

WOODLAND
PLACE