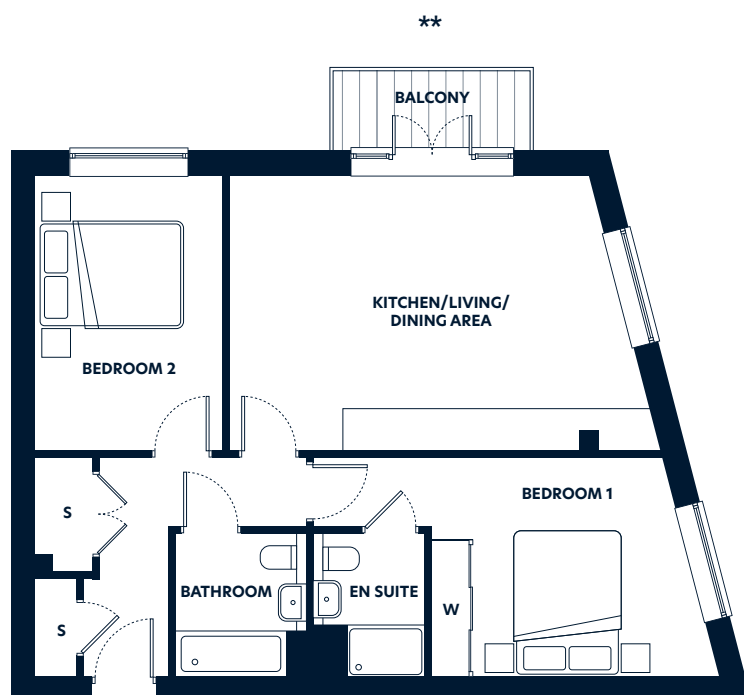


Plots 639, 643, 648 & 653

2 Bedroom Apartment



Kitchen/Living/Dining Area

6.5m x 4.2m 21'3" x 13'9"

Bedroom 1

6.1m x 3.3m 20'0" x 10'9"

Bedroom 2

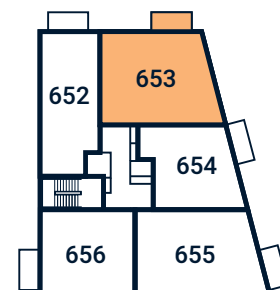
2.8m x 4.2m 9'2" x 13'9"

Total Area

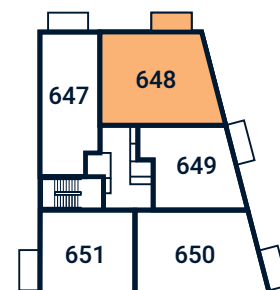
72.2 sq m 777.1 sq ft

Floorplan key

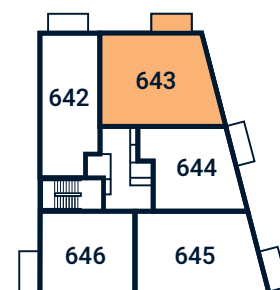
S – Storage **W** – Wardrobe ****** – Terrace to plot 639



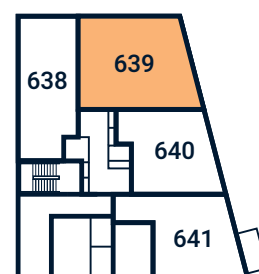
Third Floor



Second Floor



First Floor



Ground Floor

Floorplans are not to scale and are indicative only. Location of windows, doors, kitchen units and appliances, and bathroom fittings may differ. Doors may swing in the opposite direction to that shown on selected units. Windows may open differently or be fixed. All measurements have been prepared from preliminary plans and are intended to give a general indication of the proposed development and the size and layout of individual plots. Measurements shown are maximum room measurements. Total areas shown are maximum and may vary for each unit within a type. All dimensions are quoted in conformity with the RICS (GIA EIFA) code of measuring practice (6th edition).

SHARED OWNERSHIP AT



Rochester Riverside