


# Predicted Energy Assessment



L358 Whitton - Det, Plot 086, Delves Lane, Durham, DH8 7

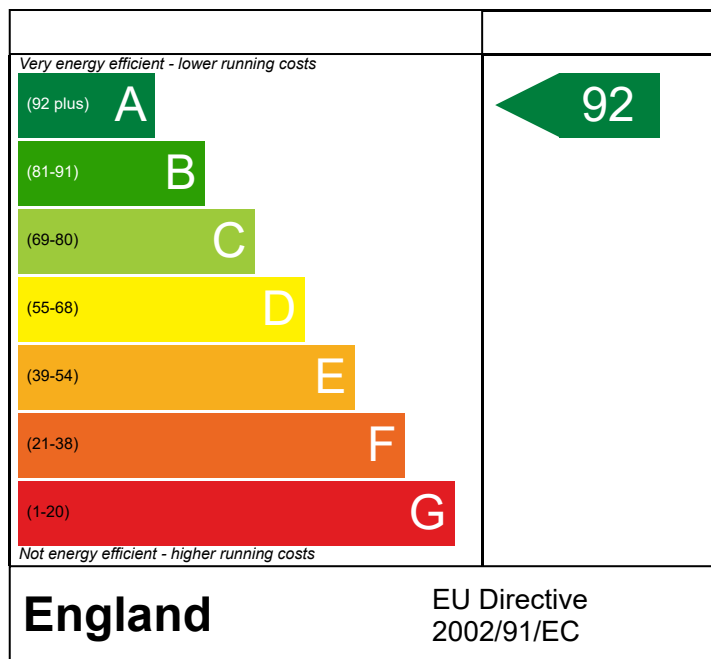
Dwelling type:  
Date of assessment:  
Produced by:  
Total floor area:  
DRRN:

House, Detached  
13/07/2023  
Matthew Hurd  
87.94 m<sup>2</sup>  
1082-2307-7963

This document is a Predicted Energy Assessment for properties marketed when they are incomplete. It includes a predicted energy rating which might not represent the final energy rating of the property on completion. Once the property is completed, this rating will be updated and an official Energy Performance Certificate will be created for the property. This will include more detailed information about the energy performance of the completed property.

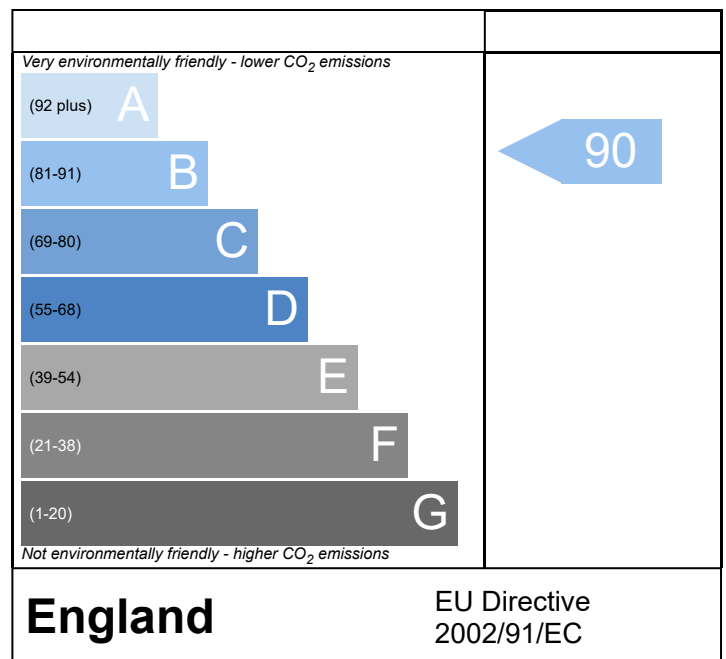
The energy performance has been assessed using the Government approved SAP 10 methodology and is rated in terms of the energy use per square meter of floor area; the energy efficiency is based on fuel costs and the environmental impact is based on carbon dioxide (CO<sub>2</sub>) emissions.

## Energy Efficiency Rating



The energy efficiency rating is a measure of the overall efficiency of a home. The higher the rating the more energy efficient the home is and the lower the fuel bills are likely to be.

## Environmental Impact (CO<sub>2</sub>) Rating



The environmental impact rating is a measure of a home's impact on the environment in terms of carbon dioxide (CO<sub>2</sub>) emissions. The higher the rating the less impact it has on the environment.