



Floor plan

2 Bedroom End Terrace

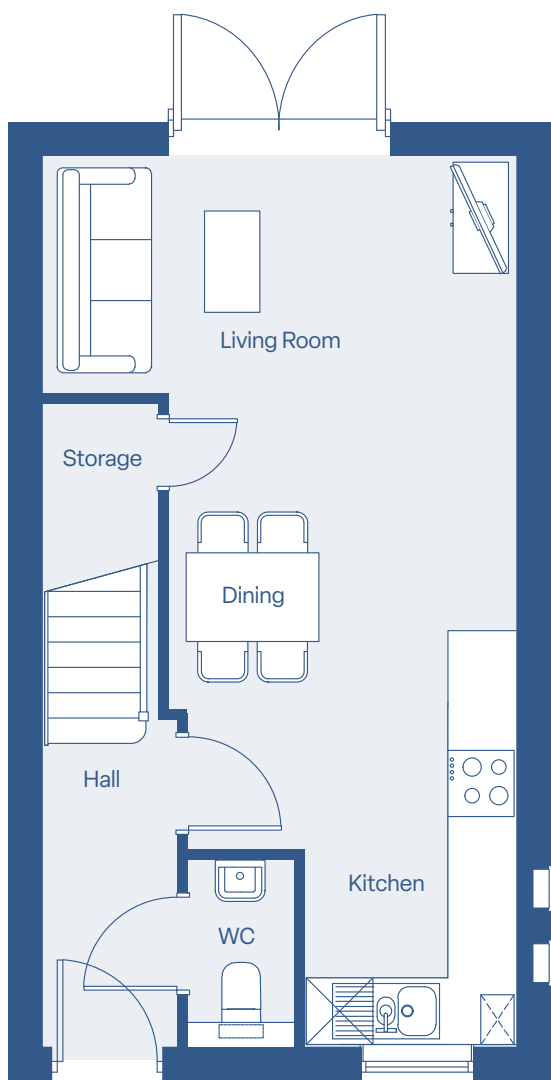
Welcome to a modern 2-bedroom terrace home designed for contemporary living. Enjoy the open-plan layout with a spacious kitchen and dining area offering garden views. Relax in the roomy living area with ample under-stairs storage and two well-planned bedrooms.

Plot: 8, 9, 10

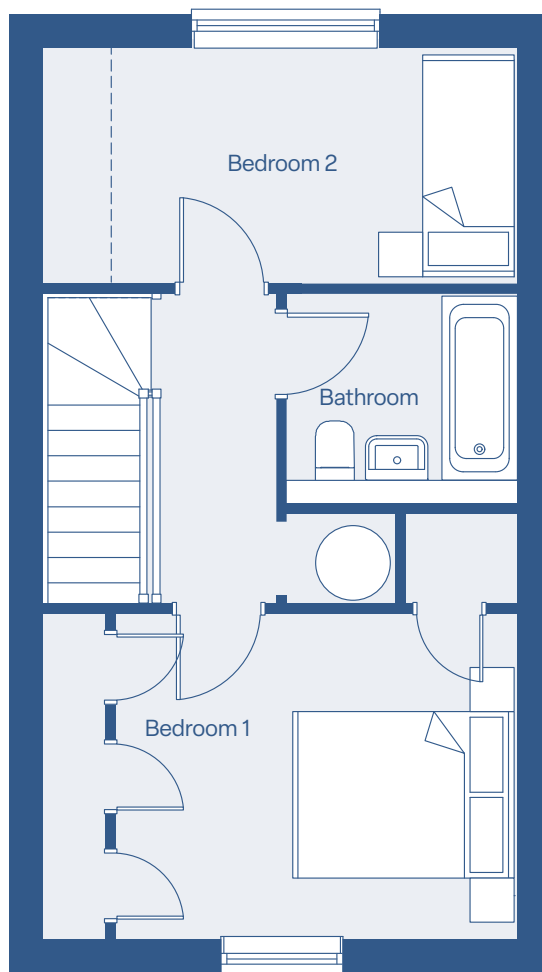
SCHOOL LANE, NEWINGTON

**West
Kent**

2 Bedroom End Terrace



Ground Floor Plan



First Floor Plan

Dimensions

Kitchen/Dining	3.1m × 6m
Living	2.2m × 4.3m
WC	1m × 1.8m
Bedroom 1	4.3m × 3.0m
Bedroom 2	4.3m × 2.2m
Bathroom	2.1m × 1.9m
Total size	70.4m²

Disclaimer: The floor plans provided are intended to only give a general indication of the proposed floor layout and are not drawn to scale. Floor plans may be a handed version of the one shown more information available on request. All measurements, layouts and areas may vary by approx 60mm to allow for internal wall coverings. All areas quoted are approximate and have not been approved to be exact by West Kent. Plots may be handed versions of the shown drawing.

Floor plan

3 Bedroom Semi Detached

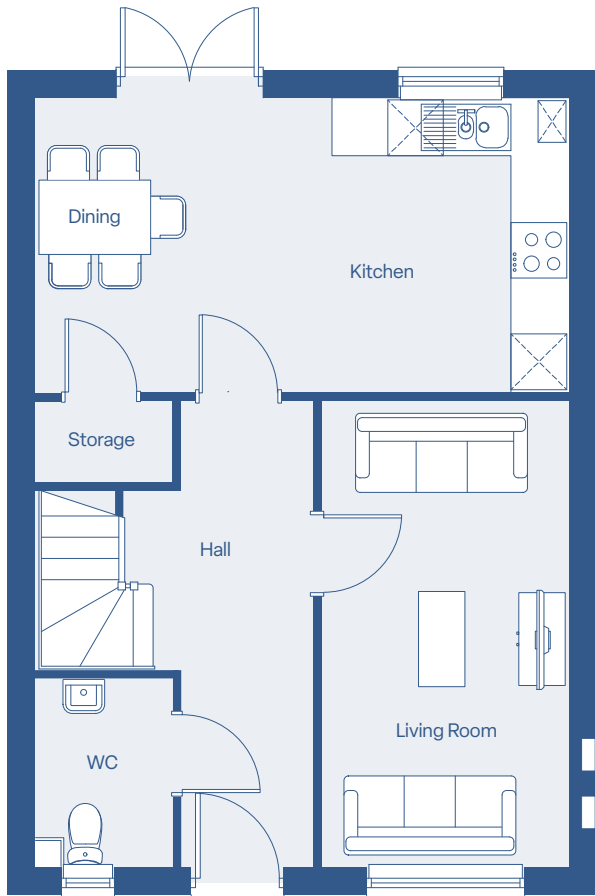
Welcome to a charming three-bedroom semi-detached home featuring a large hallway, a family-sized kitchen and dining area, and a well-sized lounge for family nights in front of the TV. Upstairs, you'll find three generously sized bedrooms, perfect for a growing family.

Plot: 11 & 12

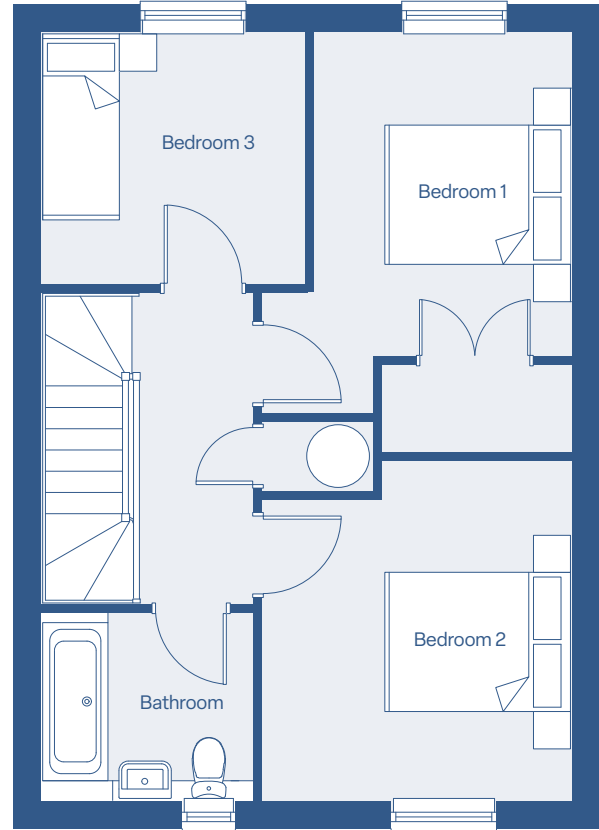
SCHOOL LANE, NEWINGTON

West
Kent

3 Bedroom Semi Detached



Ground Floor Plan



First Floor Plan

Dimensions

Kitchen/Dining	5.7m × 3.2m
Living	2.7m × 5m
WC	1.5m × 2.3m
Bathroom	2.3m × 2.3m
Bedroom 1	2.8m × 4.2m
Bedroom 2	3.3m × 4m
Bedroom 3	2.9m × 2.9m
Total size	93.4m²

Disclaimer: The floor plans provided are intended to only give a general indication of the proposed floor layout and are not drawn to scale. Floor plans may be a handed version of the one shown more information available on request. All measurements, layouts and areas may vary by approx 60mm to allow for internal wall coverings. All areas quoted are approximate and have not been approved to be exact by West Kent. Plots may be handed versions of the shown drawing.