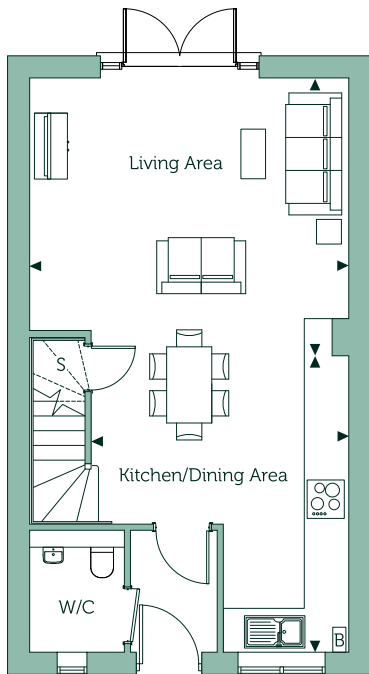


# The Willow

Orbit Homes at Rosewood, Herne Bay



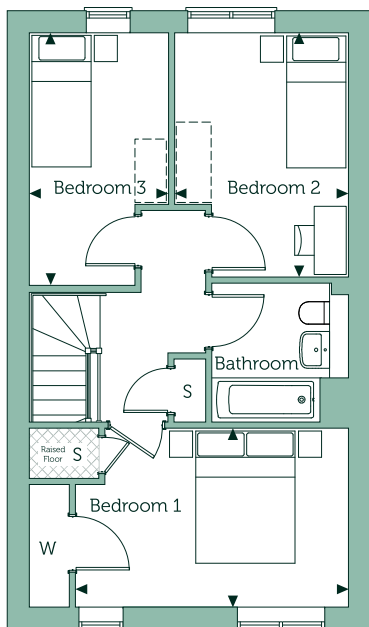
## Ground Floor

### Kitchen/Dining Area

14'11" x 13'1" 4.55m x 4.00m

### Living Area

14'3" x 16'2" 4.35m x 4.93m



## First Floor

### Bedroom 1

9'0" x 13'10" 2.76m x 4.23m

### Bedroom 2

12'4" x 8'9" 3.78m x 2.69m

### Bedroom 3


12'9" x 7'0" 3.90m x 2.15m

### Gross internal area

944 sq.ft. 87.7 sq.m

**Handed Plots** 40, 42, 52 & 76

## Key

**B** Boiler **S** Store Cupboard **W** Built-in Wardrobe  Wardrobe Space

Floorplans are not drawn to scale. Measurements are taken from areas marked ►. They are maximum approximate dimensions and given as a guide only. These should not be used as a basis for purchasing flooring or furniture. Orbit reserves the right to alter plans, specification, position of doors and windows and change tenure subject to demand without prior notice. External elevations vary from plot to plot. Please ask your Sales Consultant for current information when reserving your new home. Computer generated image overleaf. Information correct at time of going to print. May 2025. 06690-01.