



shared
ownership

Eaton Place Nuneaton

Higham Lane, Nuneaton CV11 6BD

Eaton Place is a brand new development consisting of 2 and 3 bedroom homes in Nuneaton.



own it
your way



Welcome to Eaton Place, Nuneaton



Eaton Place is located on the outskirts of the popular market town of Nuneaton in Warwickshire, offering modern living with a rural landscape.



Eaton Place sits on the outskirts of the historic town of Nuneaton in the beautiful Warwickshire countryside.

Eaton Place sits in a quiet, rural location, and has great transport links to nearby towns. There are lots of local amenities nearby including The Bear Grylls Adventure experience being only 30 minutes away.

The development also benefits from several primary and secondary schools.

Whg have a selection of beautiful 3 bedroom properties available on this fantastic development.

Nuneaton is a market town in the borough of Nuneaton and Bedworth in northern Warwickshire. The development is surrounded by greenery and sits between the historic towns of Nuneaton and Hinckley.

The development benefits from being in a rural location but you're also able to access great nearby towns in minutes. There are great transport links connecting you to Tamworth, Rugby & Coventry.

Nuneaton
3 miles
9 minutes

Tamworth
14 miles
24 minutes

Hinckley
4 miles
10 minutes

Rugby
19 miles
34 minutes

Coventry
11 miles
28 minutes

Leicester
22 miles
37 minutes

Please note:
Miles and times shown are a average based on normal driving conditions.



Providing excellent homes across the Midlands



whg provide affordable homes for rent, shared ownership and sale across the Midlands. We work in partnership with our customers to keep their homes safe, secure and comfortable.



Our shared ownership sales team work with high quality developers to get people into brand new homes at affordable prices. We offer new build homes with a range of property types and styles to get you onto the property ladder.

Our friendly team is here to help if you are looking to buy a home but cannot afford to buy outright. We can also help whether you are a first time buyer, relocating to a higher value area or looking to right-size.

We will be with you during the journey of buying your home, from suggesting potential financial advisors all the way to putting you in touch with carpet fitters and handing the keys to your new home on sales completion.

Our homes

We own and maintain around 21,000 homes, from flats in tower blocks to detached family homes and purpose-built wellbeing schemes for people aged 55+.

Every year we invest millions of pounds in our homes and neighbourhoods. Our in-house

team of qualified trades colleagues carry out day-to-day repairs and maintenance while trusted commercial partners undertake large scale refurbishment programmes on our behalf. This includes replacing kitchens and bathrooms and fitting energy efficient heating systems.

Our resource and influence to make a positive difference for our customers and communities. We believe passionately that everyone has the right to a safe and secure affordable home and that this is the foundation for a successful life.

We are committed to doing everything we can



Who are we?

whg is one of the Midlands' leading housing associations, owning and maintaining around 22,000 homes across the region in local authority areas such as Walsall, Telford, Wolverhampton, Worcestershire and Staffordshire amongst others.

Buying your new home through shared ownership



We understand that getting on the property ladder in the current market is difficult - whether you're saving for a large deposit or stuck in a rental trap and feel it is an impossible task, then shared ownership can help.



What is shared ownership?

Shared ownership is a popular affordable housing scheme that allows someone to purchase share in a property, paying a mortgage on the share they own and a subsidised rent on the remainder.

Since the purchaser only needs a mortgage based on the share they're purchasing - typically between 10% and 75% of the property's full market value - the deposit required is often much lower than purchasing outright. Likewise, the subsidised rent means it's generally cheaper going through shared ownership rather than privately renting.

At any point, the purchaser can increase their share via 'staircasing', with the ultimate goal being full ownership, however, if the purchaser never wishes to do this, they will always remain as a shared owner.

How does shared ownership work?

Shared ownership is an affordable house scheme available through housing associations, local councils and private developers.

So, how does shared ownership work? You can apply for a shared ownership mortgage to buy your share or pay using savings, it really depends on what works for you.


If you need a deposit, you'll generally need between 5% and 10% of the share amount, not the full market value.

Based on a full property value of £220,000, this means a 5% deposit for a 40% share (£88,000) may be as little as £4400.

This makes shared ownership much more accessible compared with the costs you'd pay through traditional purchase methods. You then pay mortgage payments based on your share and below-market value rent on the remainder. As you purchase larger shares of the property through staircasing, your rent goes down and your mortgage payments go up.



Eaton Place Site Plan

 **The Alwick**
2 Bed Semi-Detached House
Plots 442, 443, 444 & 445



The Alnwick

Plots 442, 443, 444 & 445

2 Bed Semi-Detached House

The X is a modern two bed semi-detached house consisting of a well appointed kitchen/dining area with access to the rear garden. The spacious open plan living area benefits from a front aspect outlook. Upstairs there are two bedrooms and a modern bathroom suite fitted.

whg
shared
ownership



Key Features

Kitchen

- Modern fitted kitchen Oven, hob and extractor fan
- Integrated washing machine
- Downlighters
- Vinyl flooring

Bathroom


- Modern bathroom suite with shower over bath
- Vinyl flooring

General

- Carpets fitted throughout
- Turfed garden
- Allocated parking
- Excellent transport links to Coventry, Rugby, Tamworth Birmingham & Leicester
- Within easy reach of major roads

For further information
contact the **Sales Team**

 **0300 555 6666**

 **sales@whgrp.co.uk**

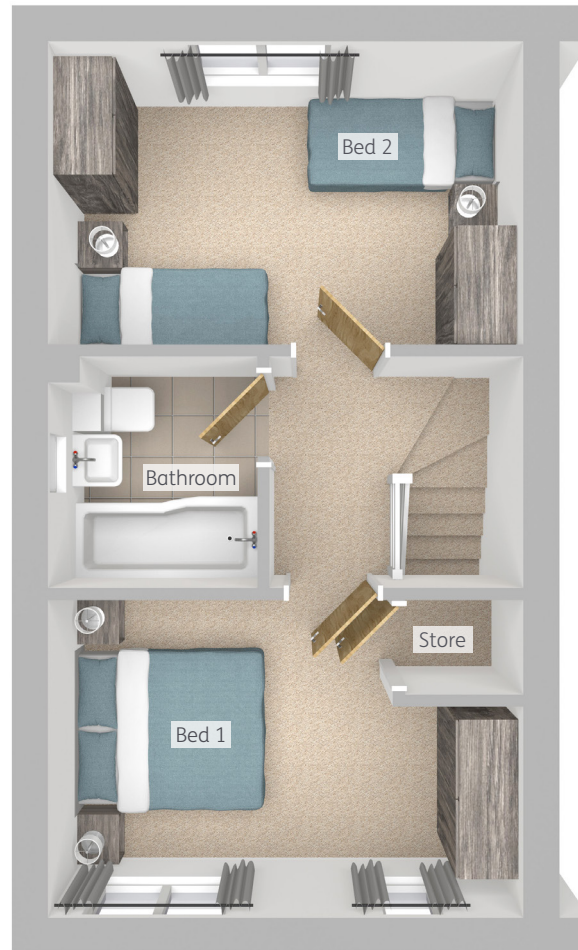
The Alnwick

Plots 442, 443, 444 & 445

2 Bed Semi-Detached House



Ground floor



First floor

Ground Floor

Kitchen/dining	3.94m x 2.54m	12' 11" x 8' 4"
Living	4.66m x 2.93m	15' 4" x 9' 7"

First Floor

Bedroom 1	3.94m x 2.64m	12' 11" x 8' 8"
Bedroom 2	3.94m x 2.54m	12' 11" x 8' 4"
Bathroom	1.96m x 1.75m	6' 5" x 5' 9"

Total Floor Area: 59.30m² - 638sq.ft

Room dimensions shown above are maximum approximate dimensions and given as a guide only. These should not be used as a basis for purchasing flooring or furniture. whg reserves the right to alter plans, specification, position of doors and windows and change tenure subject to demand without prior notice.

Please ask your Sales Consultant for current information when reserving your new home. Information correct at time of going to print.

For further information
contact the **Sales Team**

 **0300 555 6666**

 **sales@whgrp.co.uk**

Eaton Place

Price list



Plot No	The Sycamore - 4 Bedroom Semi-Detached House	Full Market Value	40% Share Value	40% Monthly Rent Amount	Monthly Service Charge
Plot 442	38 Apollo Drive, Nuneaton, CV11 6ZT.	£235,000	£94,000	£323.12	£19.03
Plot 443	36 Apollo Drive, Nuneaton, CV11 6ZT.	£235,000	£94,000	£323.12	£19.03
Plot 444	34 Apollo Drive, Nuneaton, CV11 6ZT.	£235,000	£94,000	£323.12	£19.03
Plot 445	32 Apollo Drive, Nuneaton, CV11 6ZT.	£235,000	£94,000	£323.12	£19.03

Please note:
Prices and dates quoted above where correct at the time of going to print, whg reserve the right to amend the details and prices above without prior consultation.
Purchasers are advised to consult with your sales co ordinator.



For further information
contact the **Sales Team**

 **0300 555 6666**

 **sales@whgrp.co.uk**