



# The Bedford

Floor plan

## 2 Bedroom Semi Detached

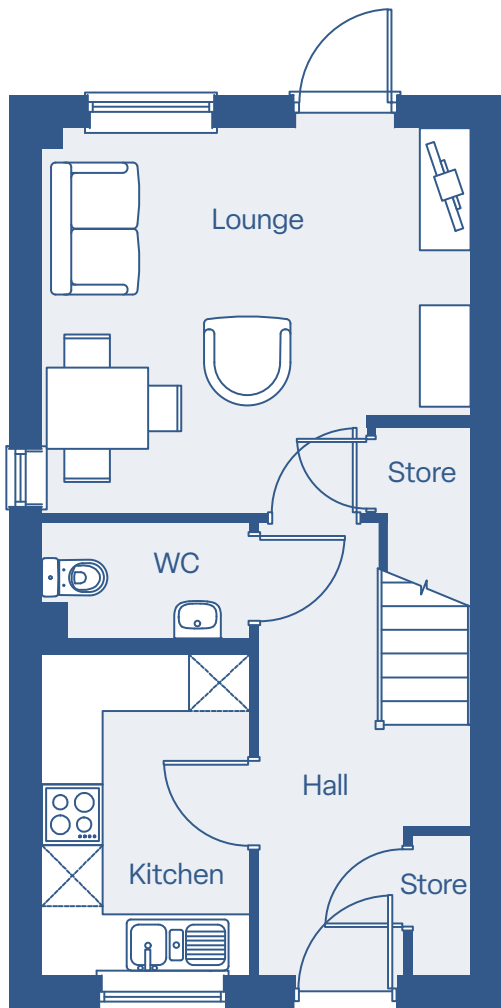
Designed for modern living, the Bedford offers a bright rear-facing lounge with views across the garden—perfect for relaxing or entertaining. A convenient downstairs WC complements the spacious ground floor layout. Upstairs, two well-proportioned bedrooms and a generous family bathroom provide comfortable, practical living for couples, young families, or guests.

Plot: 50-51

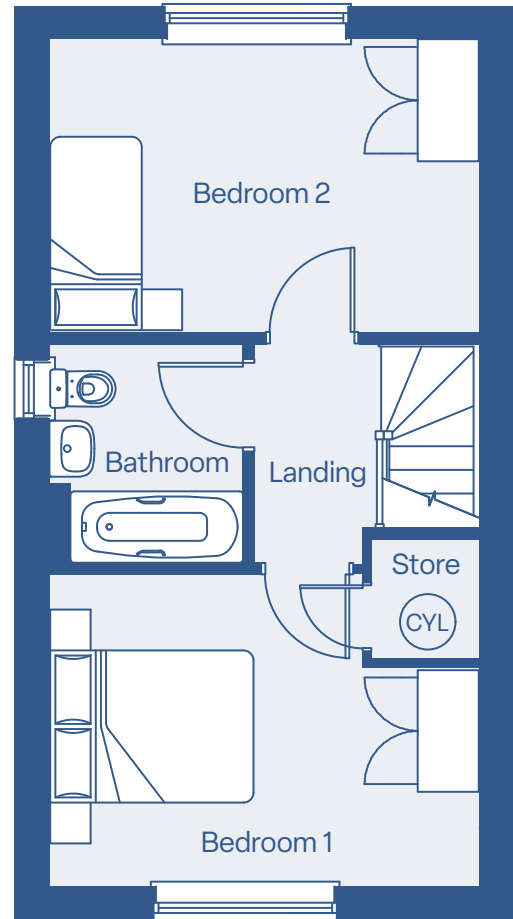
**THE HEATHERS, HADLOW**

**West  
Kent**

## 2 Bedroom Semi Detached



Ground Floor Plan



First Floor Plan

### Dimensions

Kitchen	3.2m × 2.08m
Lounge	4.22m × 3.79m
WC	1.2m x 2m
Bedroom 1	4.22m × 3.12m
Bedroom 2	4.22m × 2.89m
Bathroom	2.2m x 1.9m
<b>Total size</b>	<b>70.3m<sup>2</sup></b>

Disclaimer: The floor plans provided are intended to only give a general indication of the proposed floor layout and are not drawn to scale. Floor plans may be a handed version of the one shown more information available on request. All measurements, layouts and areas may vary by approx 60mm to allow for internal wall coverings. All areas quoted are approximate and have not been approved to be exact by West Kent. Plots may be handed versions of the shown drawing.

# The Maidstone

Floor plan

## 3 Bedroom Terrace

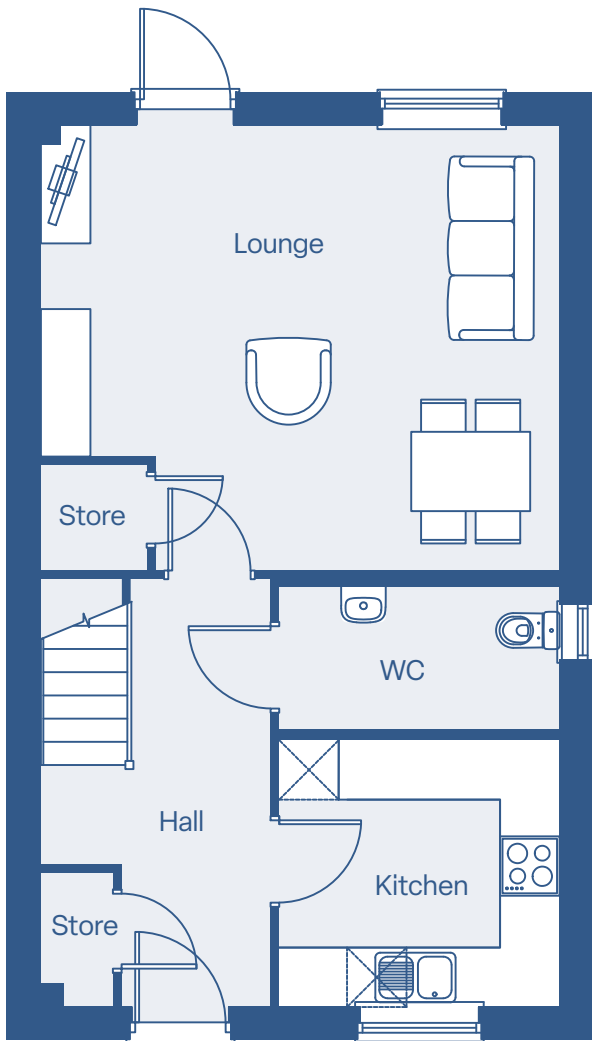
The Maidstone offers a spacious, light-filled lounge with room for a dining table, opening onto the rear garden for effortless everyday living. A well-sized kitchen sits at the front of the home, creating a practical and welcoming ground-floor layout. Upstairs, three bedrooms provide flexibility for families, with bedroom two comfortably accommodating two single beds, alongside a modern family bathroom.

**Plot:** 11

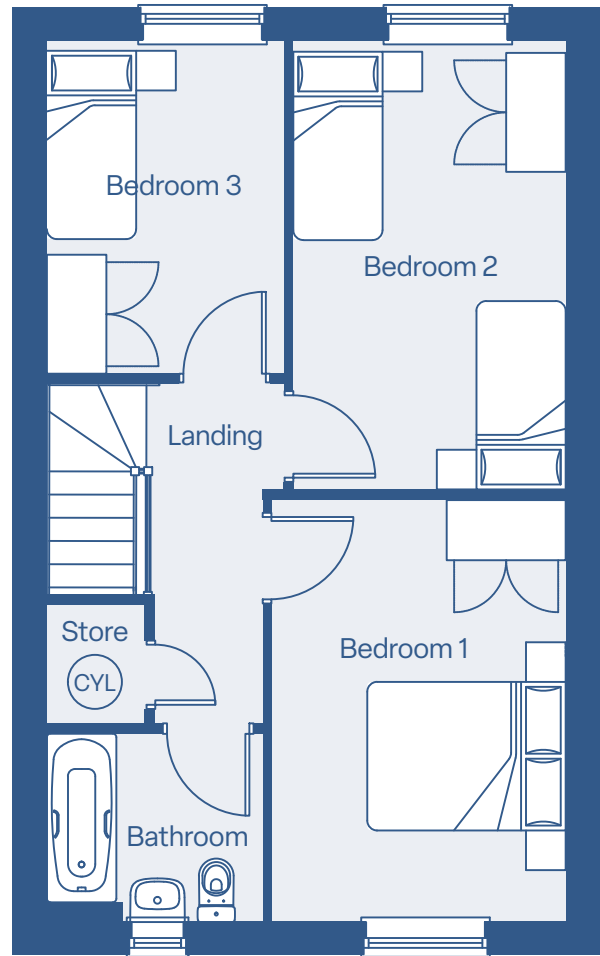
**THE HEATHERS, HADLOW**

**West  
Kent**

## 3 Bedroom Terrace



Ground Floor Plan



First Floor Plan

## Dimensions

Kitchen	2.83m x 2.69m
Lounge	5.23m x 4.50m
WC	1.5m x 2.8m
Bathroom	2.2m x 1.9m
Bedroom 1	4.28m x 2.97m
Bedroom 2	4.54m x 2.75m
Bedroom 3	3.37m x 2.40m
<b>Total size</b>	<b>93.1m<sup>2</sup></b>

Disclaimer: The floor plans provided are intended to only give a general indication of the proposed floor layout and are not drawn to scale. Floor plans may be a handed version of the one shown more information available on request. All measurements, layouts and areas may vary by approx 60mm to allow for internal wall coverings. All areas quoted are approximate and have not been approved to be exact by West Kent. Plots may be handed versions of the shown drawing.



# The Taunton

Floor plan

## 3 Bedroom semi detached

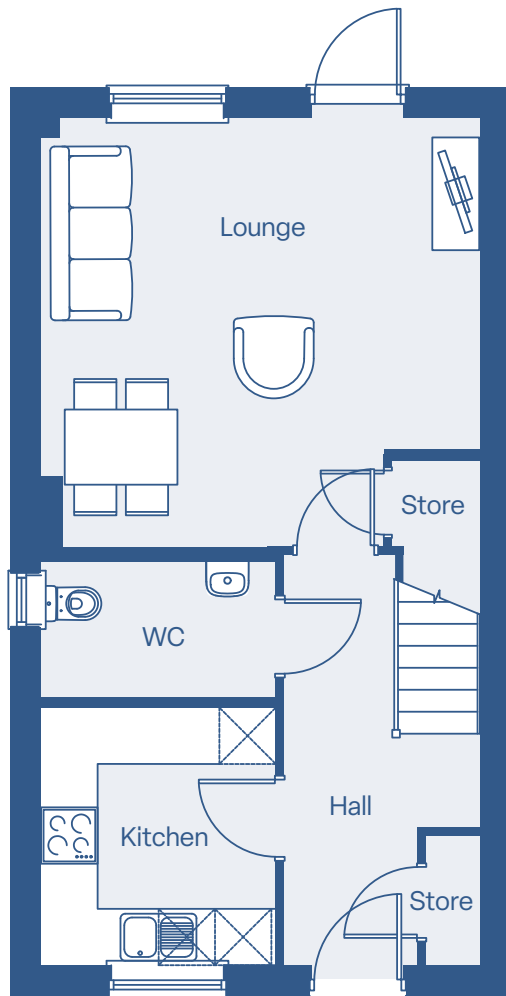
The Taunton features a bright rear lounge with space for a dining table, opening onto the garden to create a welcoming hub for everyday living. At the front of the home, a well-sized kitchen offers practicality and style. Upstairs, a central landing leads to three bedrooms—one double and two singles, providing flexible space for families, guests, or home working.

Plot: 52-53

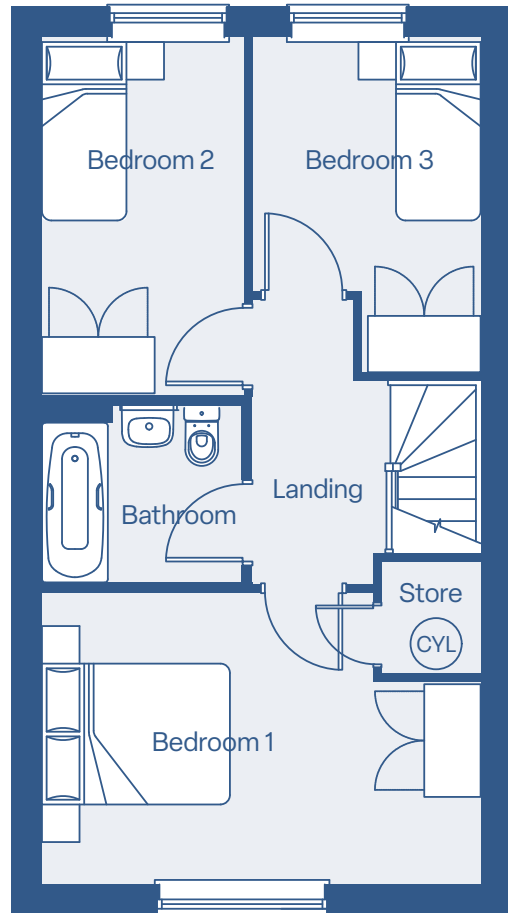
**THE HEATHERS, HADLOW**

**West  
Kent**

## 3 Bedroom semi detached



Ground Floor Plan



First Floor Plan

### Dimensions

Kitchen	2.74m x 2.50m
Lounge	4.67m x 4.56m
WC	1.5m x 2.5m
Bathroom	1.9m x 2.1m
Bedroom 1	4.67m x 3.11m
Bedroom 2	3.81m x 2.15m
Bedroom 3	3.56m x 2.43m
<b>Total size</b>	<b>84.2m<sup>2</sup></b>

Disclaimer: The floor plans provided are intended to only give a general indication of the proposed floor layout and are not drawn to scale. Floor plans may be a handed version of the one shown more information available on request. All measurements, layouts and areas may vary by approx 60mm to allow for internal wall coverings. All areas quoted are approximate and have not been approved to be exact by West Kent. Plots may be handed versions of the shown drawing.



# The Vyne

Floor plan

## 2 Bedroom Terrace

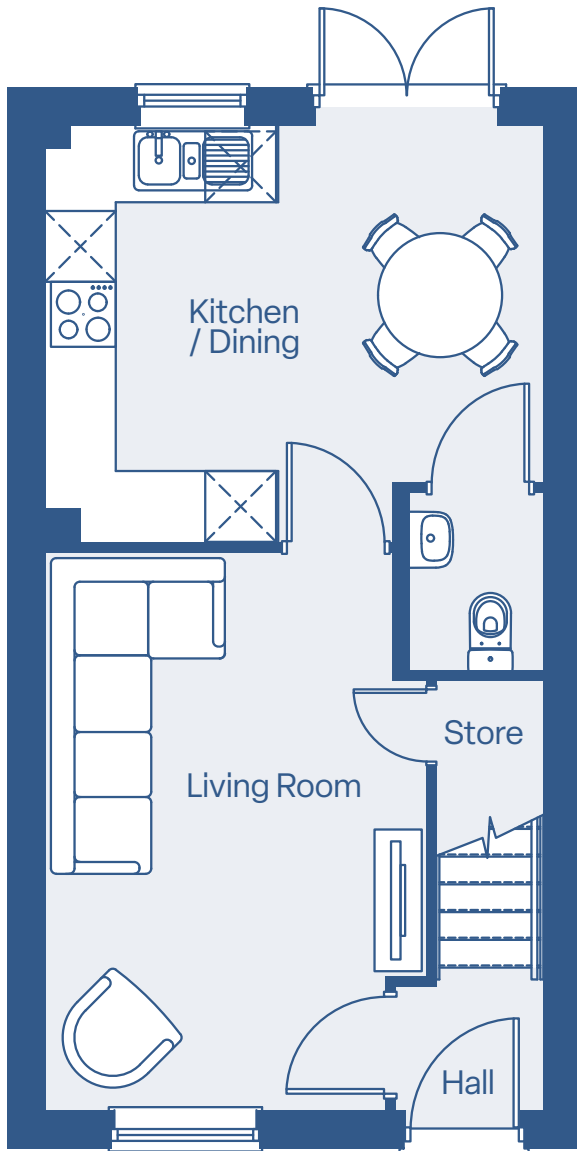
The Vyne offers a bright kitchen–dining room at the rear of the home, opening onto the garden for easy everyday living. At the front, a comfortable living room provides a welcoming space to relax. Upstairs, two generously sized bedrooms offer flexibility for couples, families, or guests.

**Plot:** 14, 25, 26, 27

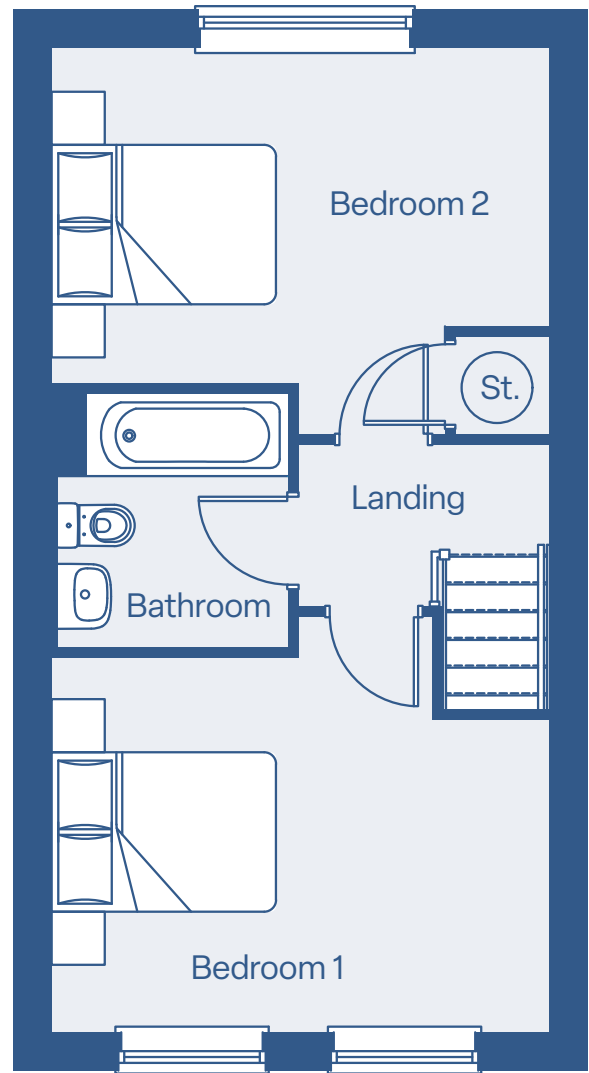
**THE HEATHERS, HADLOW**

**West  
Kent**

## 2 Bedroom terrace



Ground Floor Plan



First Floor Plan

### Dimensions

Kitchen/Dining	4.22m × 3.55m
Lounge	4.73m × 2.94m
WC	1.5m × 1.13m
Bathroom	2.15m × 1.95m
Bedroom 1	4.22m × 3.17m
Bedroom 2	4.22m × 2.85m
<b>Total size</b>	<b>70.3m<sup>2</sup></b>

Disclaimer: The floor plans provided are intended to only give a general indication of the proposed floor layout and are not drawn to scale. Floor plans may be a handed version of the one shown more information available on request. All measurements, layouts and areas may vary by approx 60mm to allow for internal wall coverings. All areas quoted are approximate and have not been approved to be exact by West Kent. Plots may be handed versions of the shown drawing.